

AVOID THE CALLBACK HELL WHEN USING NON-BLOCKING I/O

Use Reactive frameworks for scalable and resilient server applications

MAGNUS LARSSON, PÄR WENÅKER, ANDERS ASPLUND

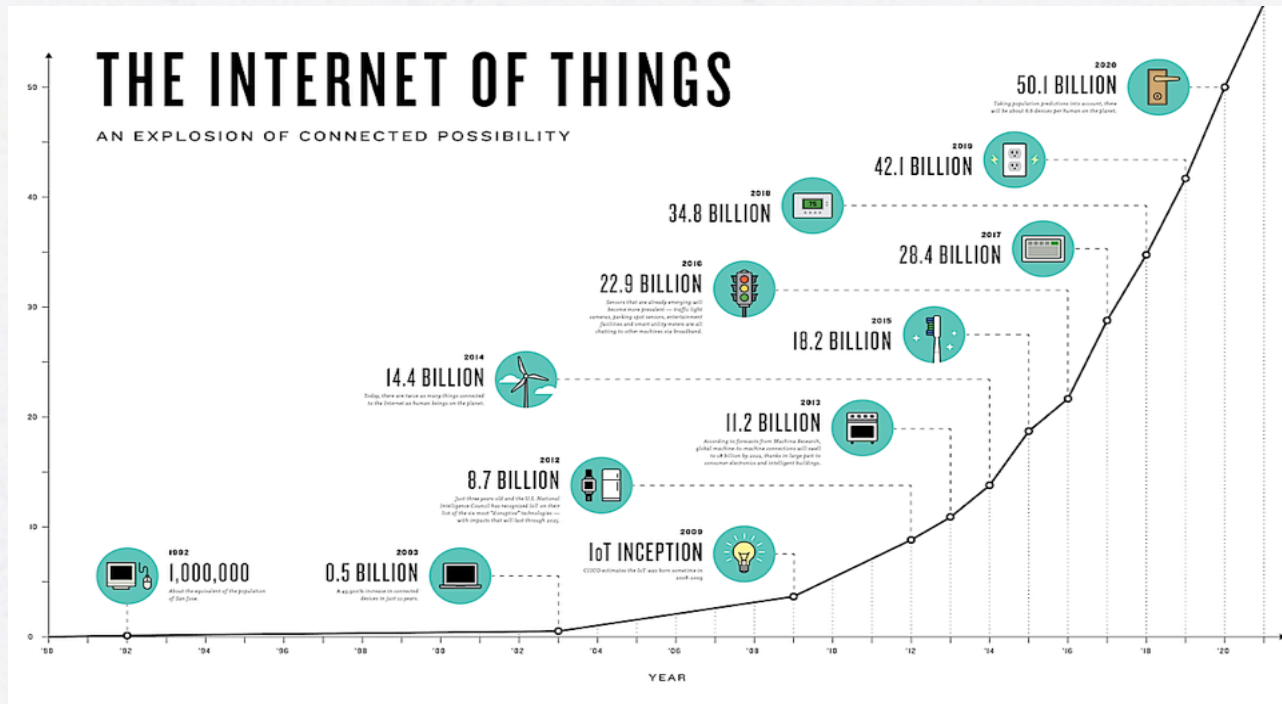
2014-12-04 | CALLISTAENTERPRISE.SE

AGENDA

- Recap - *Don't block your Mobiles and Internet of Things*
- Theory - *FRP, Functional Reactive Programming*
- Examples
 - Java 8 - *Lambdas and Streams*
 - RXJava - *Observables and Observers*
 - Next level - *Scala, Akka and Play*
- Summary & next step

Recap - *Don't block your Mobiles and Internet of Things*

THE SCALABILITY CHALLENGE...



Source: <http://www.theconnectivist.com/2014/05/infographic-the-growth-of-the-internet-of-things/>

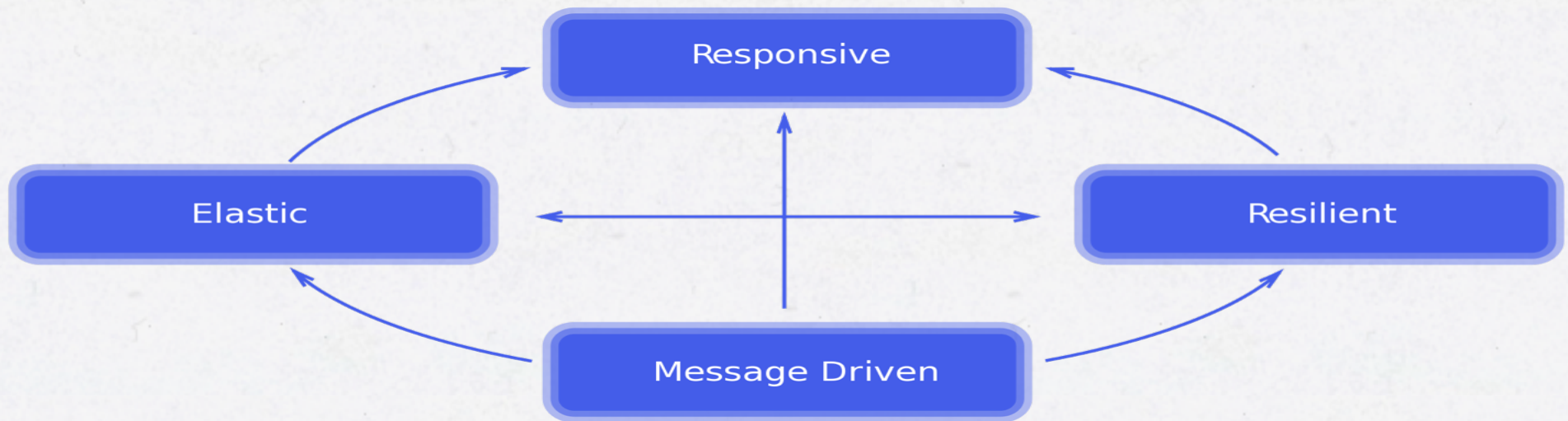
WATCH OUT FOR THE DOMINO EFFECT!




Source: <http://techblog.netflix.com/2013/01/announcing-ribbon-tying-netflix-mid.html>

THE REACTIVE MANIFESTO

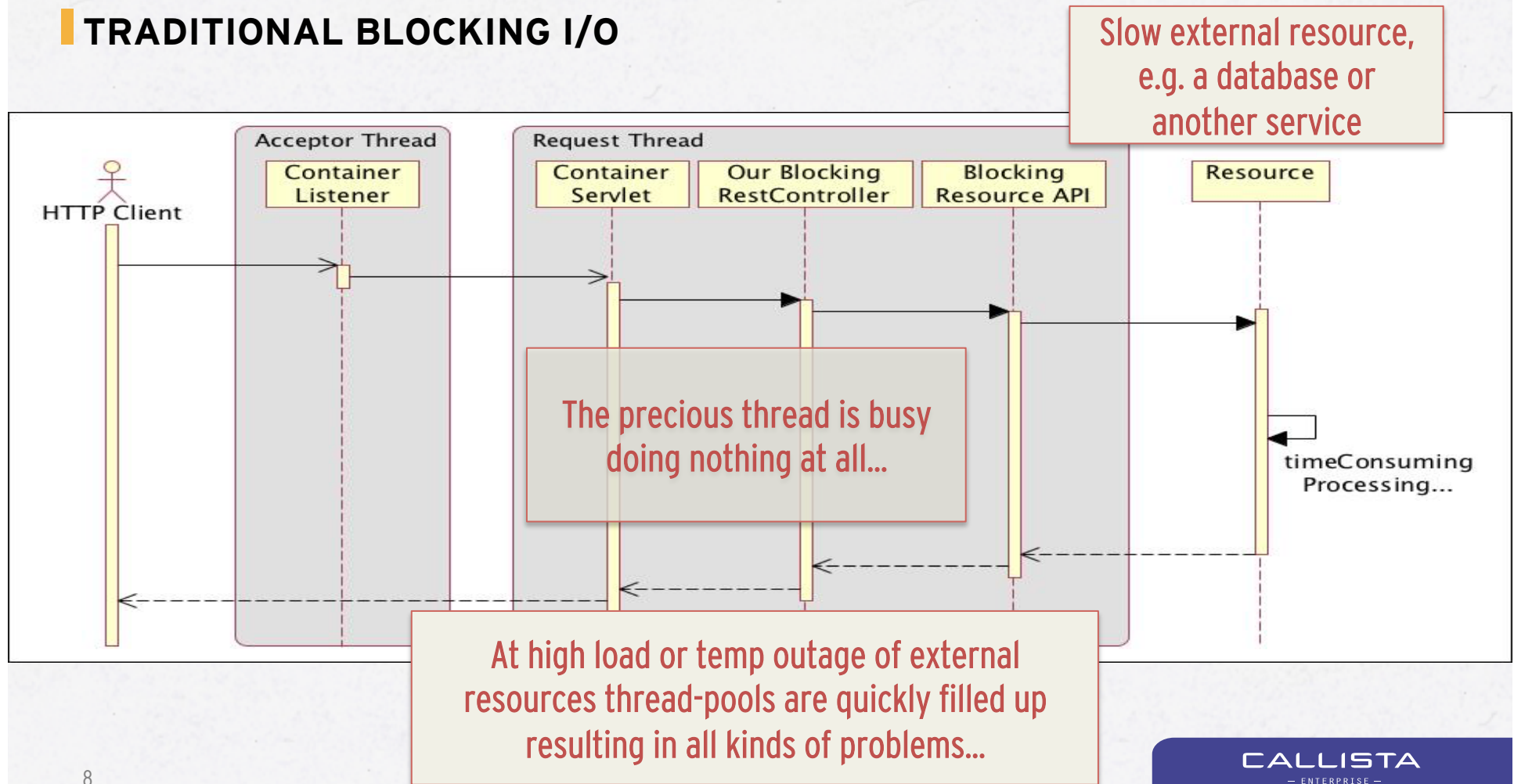
- <http://www.reactivemanifesto.org>



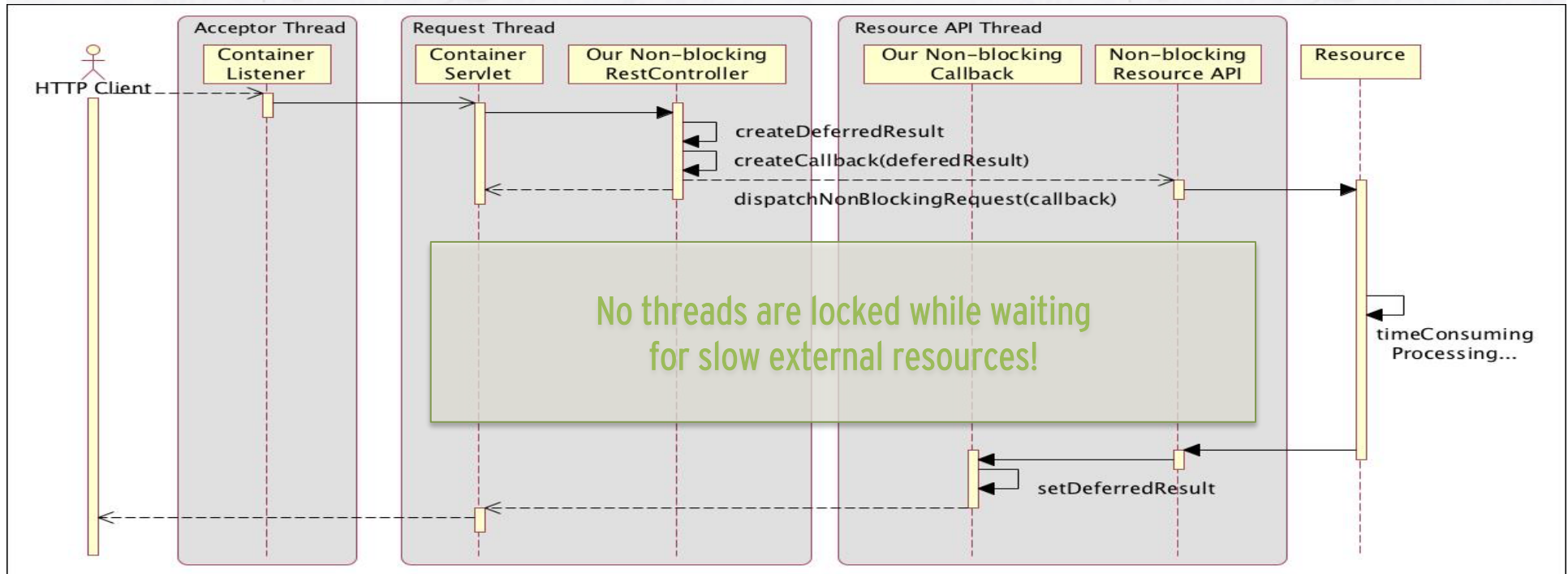
THE FUNDAMENT OF REACTIVE SYSTEMS



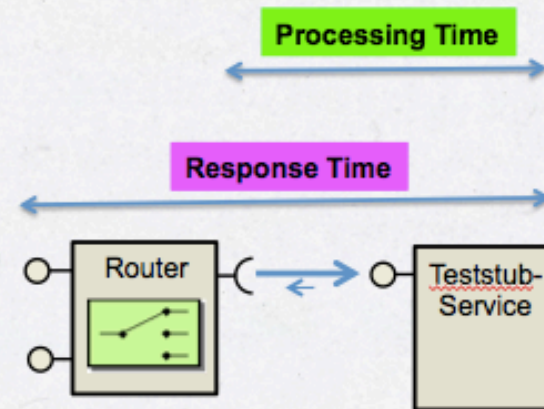
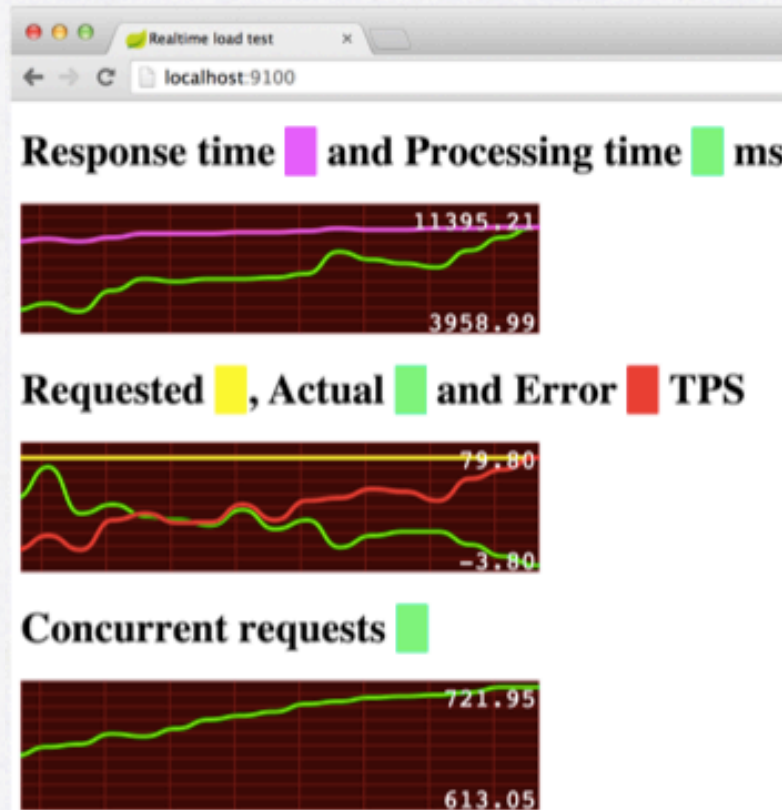
TRADITIONAL BLOCKING I/O



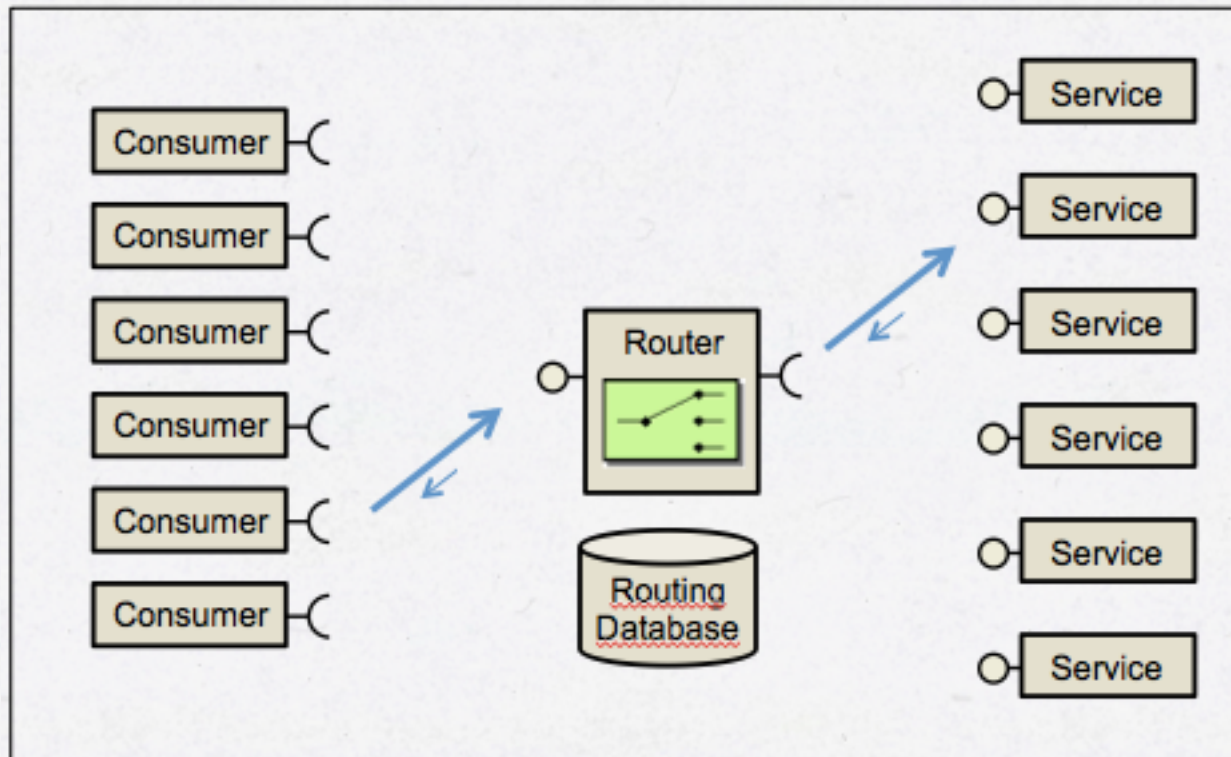
NON-BLOCKING I/O



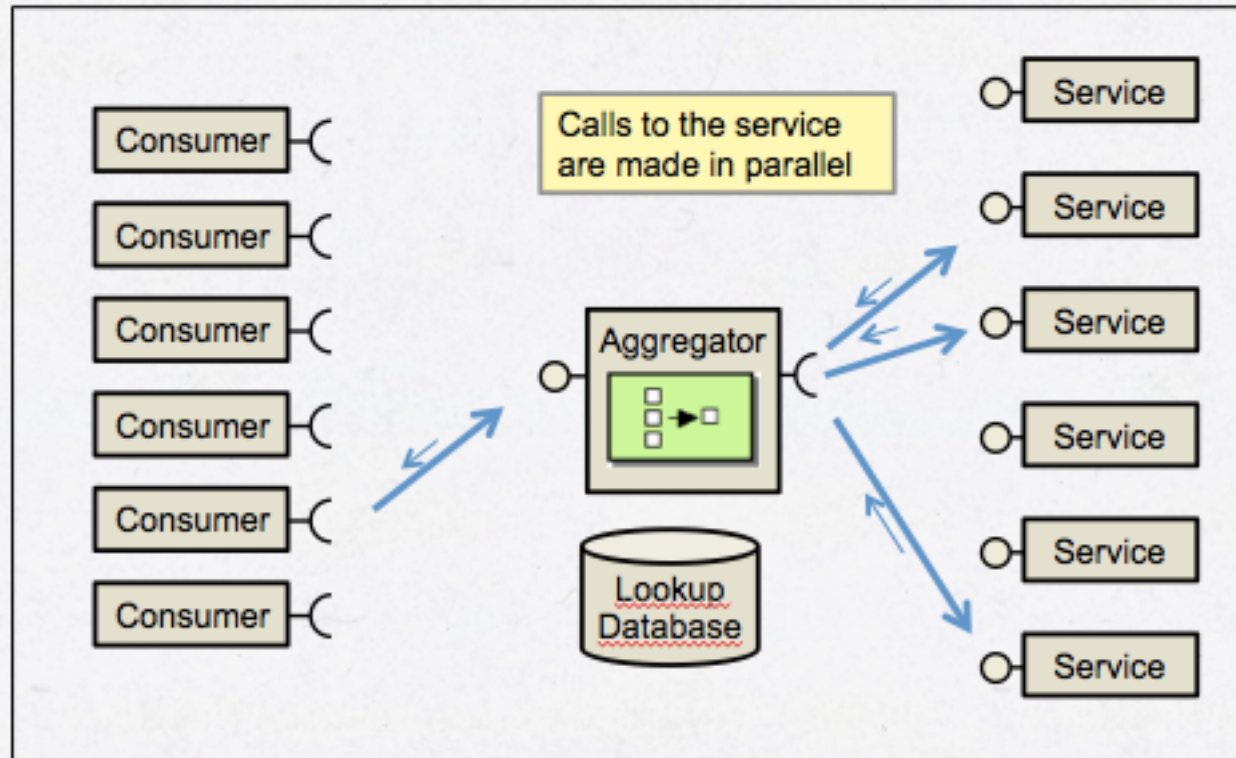
SAMPLE OUTPUT FROM A LOAD TEST



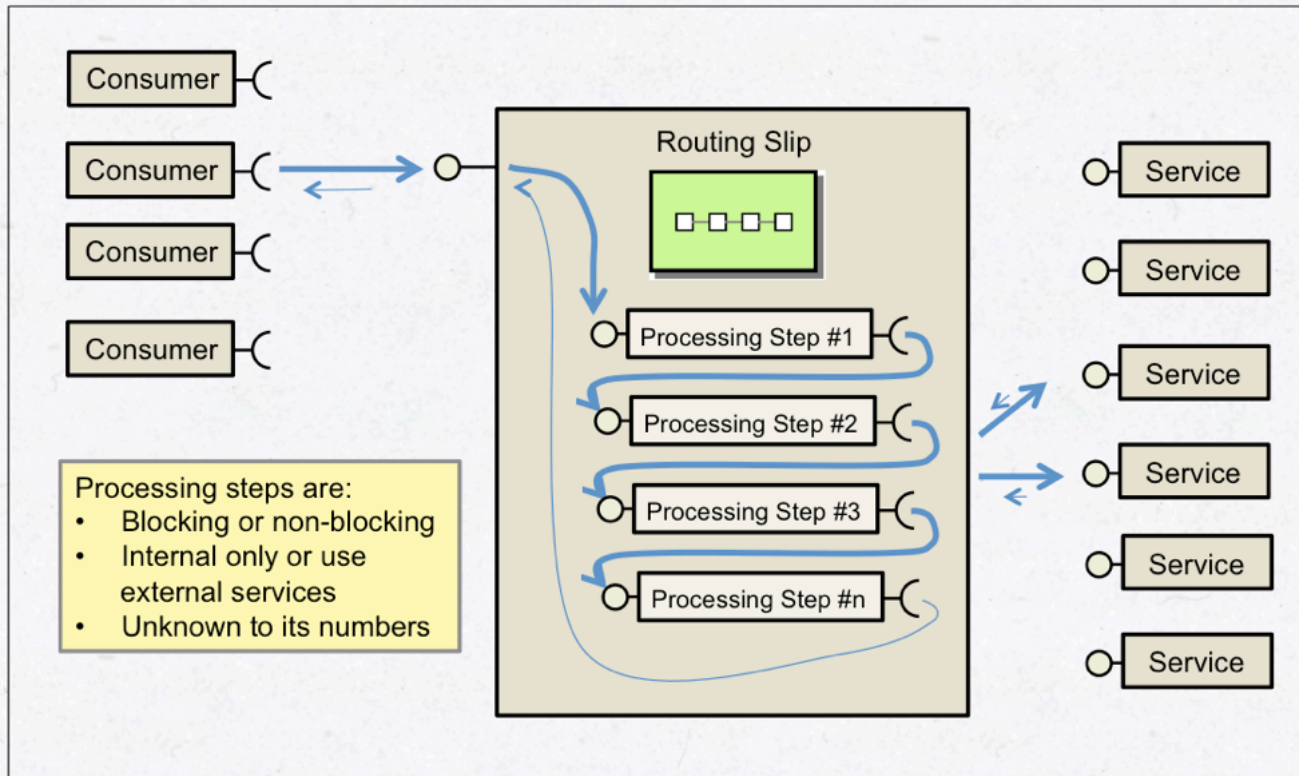
PATTERNS - ROUTER



PATTERNS - AGGREGATOR



PATTERNS - ROUTING SLIP



1. SPRING MVC -BLOCKING I/O VS. NON BLOCKING I/O

BLOCKING I/O

```
@RestController
public class MyController {

    @RequestMapping("/block")
    public R block(...) {
        ...
        return new R(...);
    }
}
```

DeferredResult **IS THE KEY**
SPRING MVC ABSTRACTION!

CALLBACK MODEL

NON BLOCKING I/O

```
@RestController
public class ProcessingController {

    @RequestMapping("/non-block")
    public DeferredResult<R> nonBlock(...) {

        DeferredResult<R> dr =
            new DeferredResult<>();
        dispatch(new MyTask(dr, ...));
        return dr;
    }
}
```

```
public class MyTask implements MyCallback {

    private DeferredResult<R> deferredResult;
    public MyTask(DeferredResult<R> dr, ...) {
        this.df = df;
    }
    public void done() {
        df.setResult(new R(...));
    }
}
```

2.C JAVA 8 AND LAMBDAS

```
@RestController
public class MyController {

    @RequestMapping("/block")
    public String block(...) {
        ...
        resp = callUrl(...);
        return resp.getBody();
    }
}
```

```
@RestController
public class MyController {

    @RequestMapping("/non-block")
    public DeferredResult<String>
        nonBlock (...) {

        final DeferredResult<String> dr =
            new DeferredResult<>();

        asyncHttpClient.execute(getUrl(...),
            (response) -> {
                dr.setResult(
                    response.getResponseBody());
            },
            (throwable) -> {...}
        );
    }
}
```

ROUTING SLIP - EXAMPLE OF "THE CALLBACK HELL"

- Perform 5 sequential Non Blocking I/O calls...

```
@RequestMapping("/routing-slip-non-blocking-lambda")
public DeferredResult<String> nonBlockingRoutingSlip() throws IOException {

    final DeferredResult<String> dr = new DeferredResult<>();

    // Send request #1
    ListenableFuture<Response> f1 = asyncHttpClient.execute(getUrl(1),
        (Response r1) -> {
            processResult(r1.getResponseBody()); // Process response #1
            asyncHttpClient.execute(getUrl(2), // Send request #2
                (Response r2) -> {
                    processResult(r2.getResponseBody()); // Process response #2
                    asyncHttpClient.execute(getUrl(3), // Send request #3
                        (Response r3) -> {
                            processResult(r3.getResponseBody()); // Process response #3
                            asyncHttpClient.execute(getUrl(4), // Send request #4
                                (Response r4) -> {
                                    processResult(r4.getResponseBody()); // Process response #4
                                    asyncHttpClient.execute(getUrl(5), // Send request #5
```

This is not OK!

PREVIEW - "THE WAY OUT OF CALLBACK HELL..."


```
final DeferredResult<String> dr = new DeferredResult<>();
```

```
ListenableFuture<Response> execute = asyncHttpClient.execute(getUrl(1),  
    (Response r1) -> {  
        processResult(r1.getResponseBody());  
        asyncHttpClient.execute(getUrl(2),  
            (Response r2) -> {  
                processResult(r2.getResponseBody());  
                asyncHttpClient.execute(getUrl(3),  
                    ...  
                        (Response r5) -> {  
                            processResult(r5.getResponseBody());  
                            dr.setResult(getTotalResult());  
                        }  
                    }  
                }  
            }  
        }  
    }  
);
```

```
final DeferredResult<String> deferredResult = new DeferredResult<>();
```

```
Subscription subscription = Observable.<List<String>>just(new ArrayList<>())  
    .flatMap(result -> doAsyncCall(result, 1, this::processResult))  
    .flatMap(result -> doAsyncCall(result, 2, this::processResult))  
    .flatMap(result -> doAsyncCall(result, 3, this::processResult))  
    .flatMap(result -> doAsyncCall(result, 4, this::processResult))  
    .flatMap(result -> doAsyncCall(result, 5, this::processResult))
```

REACTIVE



Asynchronous programming, are we doing it wrong?

SYNCHRONOUS VS ASYNCHRONOUS

	Single item	Multiple items
Synchronous	<code>T get ()</code>	<code>Iterable<T> get()</code>
Asynchronous	<code>Future<T> get()</code>	<code>Observable<T> get()</code>

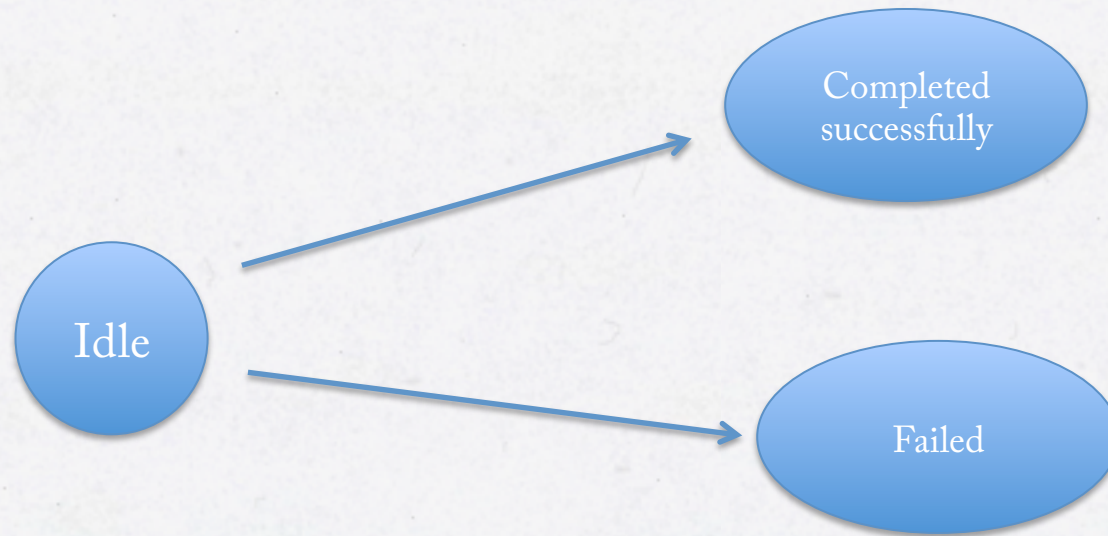
SYNCHRONOUS VS ASYNCHRONOUS

	Single item	Multiple items
Synchronous	T get ()	Iterable<T> get()
Asynchronous	Future<T> get()	Observable<T> get()

FUTURES

- Future is a placeholder for a value that does not yet exist
- The value of a future is calculated concurrently
- Futures are non-blocking (not Java Futures!)
- Futures are only assigned once
- Futures are read only
- Futures are composable without blocking or waiting

FUTURE STATES

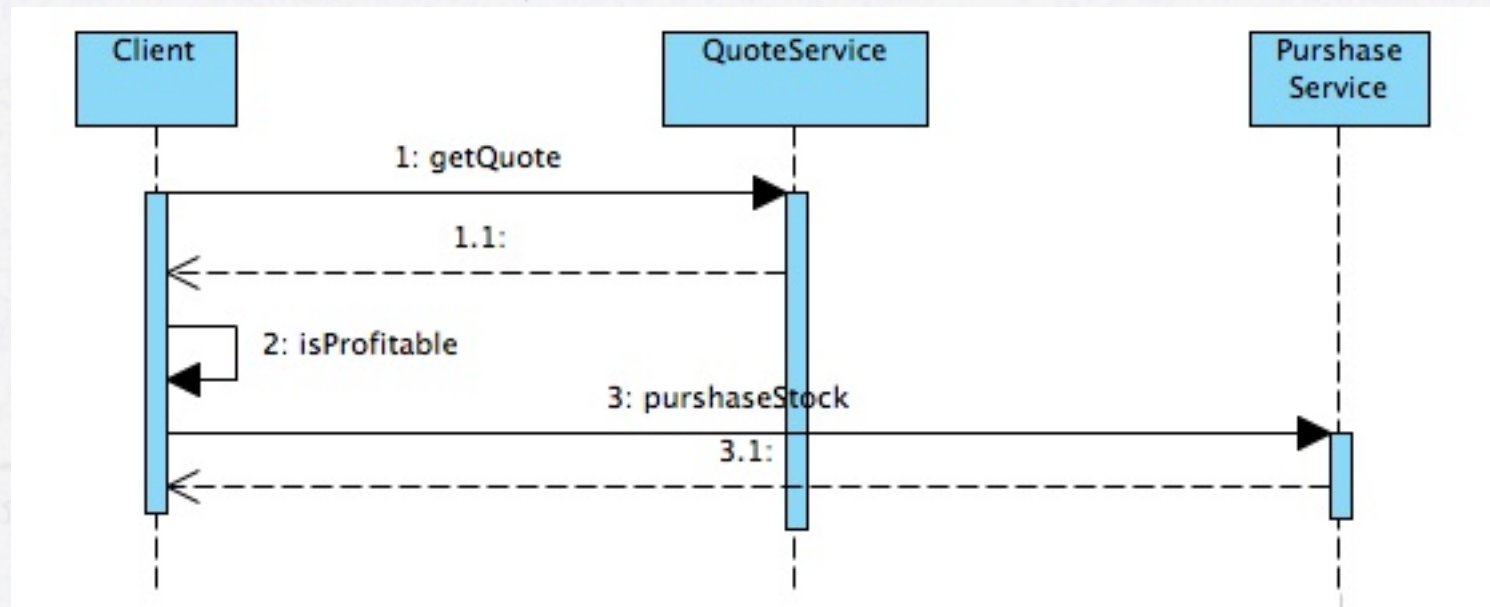


LAMBIDAS

```
name = (param1, param2): T-> { ... }
```

```
buyStock = (stockName, amount): Boolean -> { ... }
```

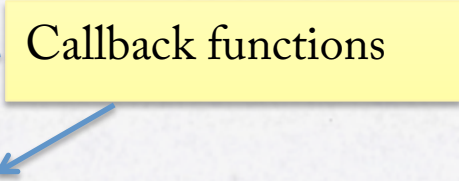
ASYNCHRONOUS WITH CALLBACK



ASYNCHRONOUS WITH CALLBACK

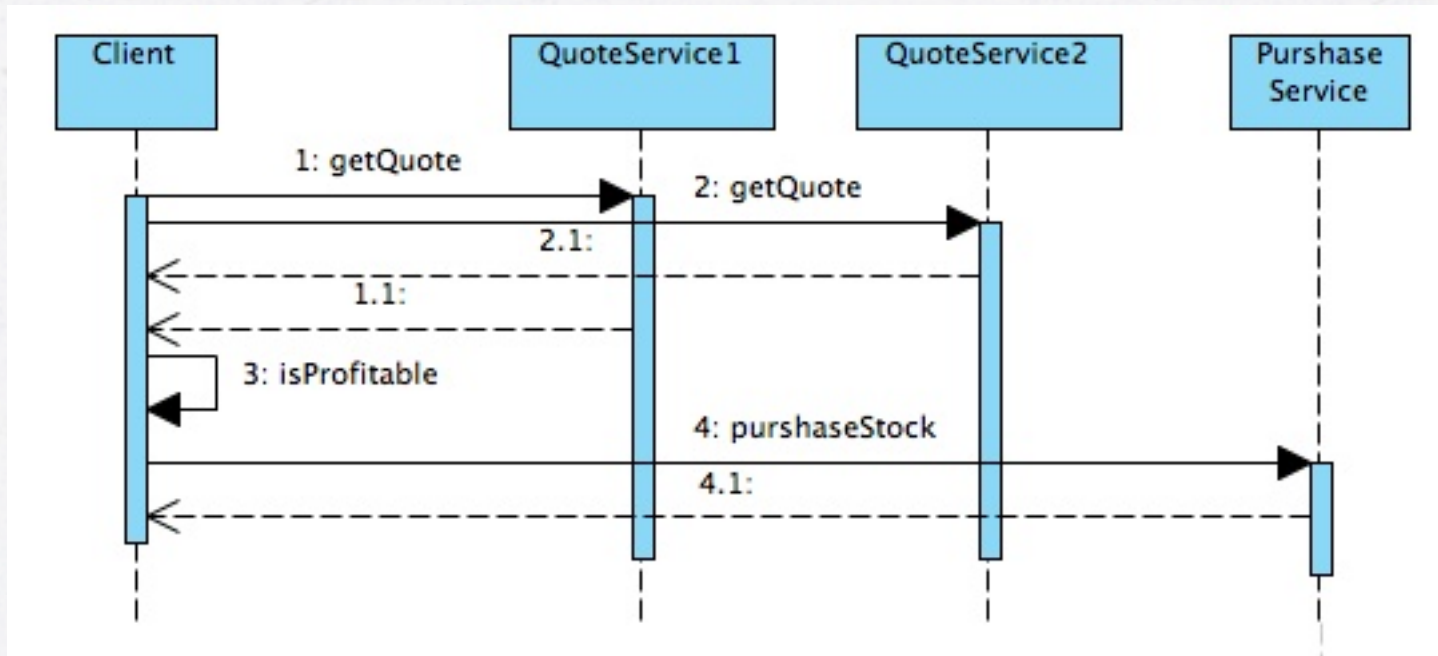
```
getQuote = (stock, callback) -> { ... }  
buyStock = (stock, callback) -> { ... }
```

Callback functions



```
getQuote( "ERICB", quote -> {  
  
    if( isProfitable(quote) ) buyStock( "ERICB", result -> {  
  
        if( result == OK )  
            println( "Purshased $result" )  
    }  
  
    })  
  
})
```

ASYNCHRONOUS WITH CALLBACK



ASYNCHRONOUS WITH CALLBACK

```
getQuote (stock, callback) -> { ... }
```

```
var ericQuote, volvoQuote  
getQuote( "ERICB", quote -> {  
    ericQuote = quote  
})  
getQuote( "VOLVOB", quote -> {  
    volvoQuote = quote  
})
```

```
wait...
```

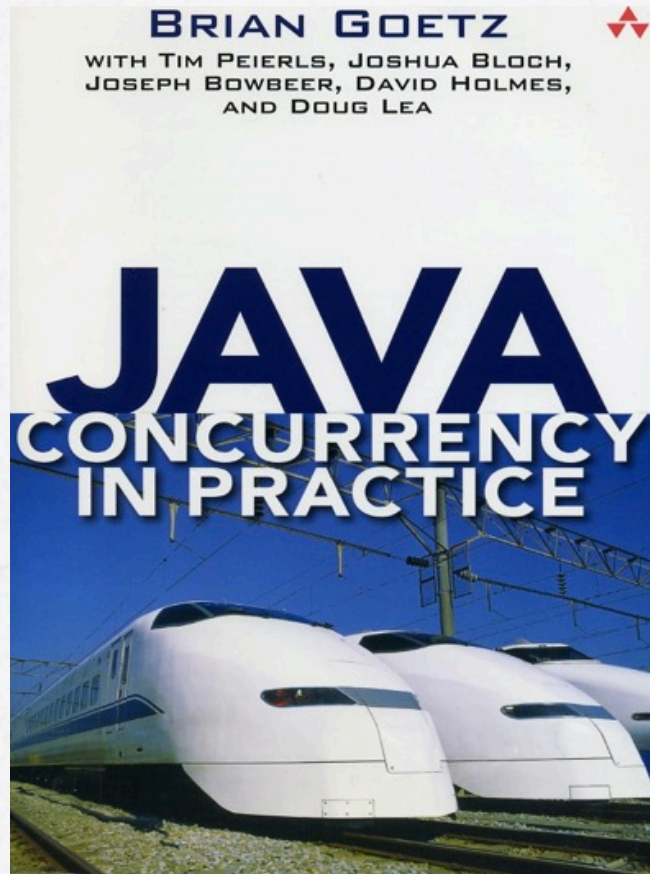
Wait for both to complete
BLOCKING!

```
if( isProfitable(ericQuote, volvoQuote) )  
    buyStock("ERICB" result -> ...)
```

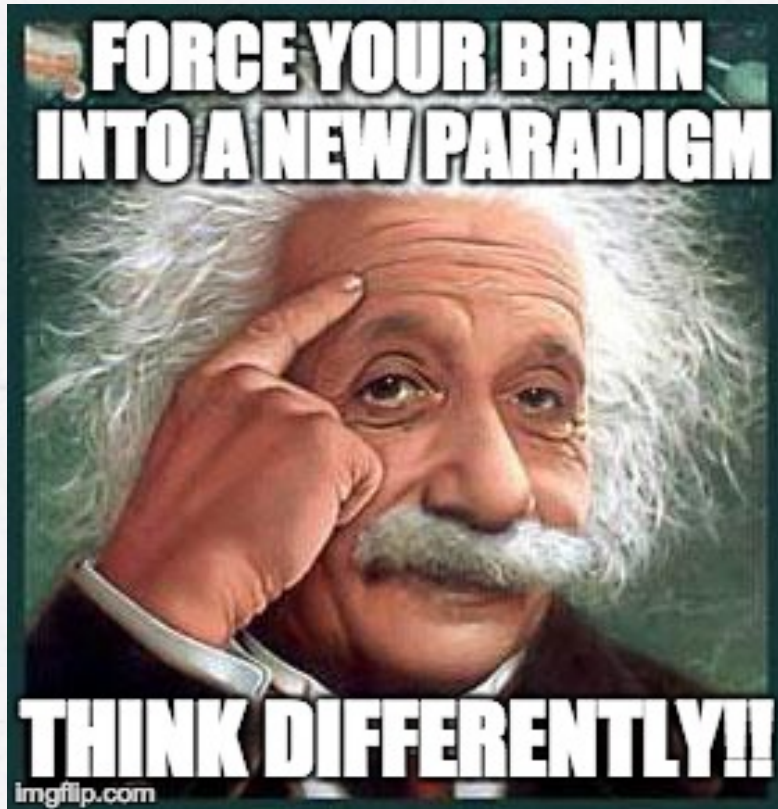
Parallel executions

Another non blocking
call

SOLUTION?



FUNCTIONAL



Let go of state
and imperative
programming...

ASYNCHRONOUS WITH FUTURES

```
getQuote = (stock): Future -> { ... }  
buyStock = (stock): Future -> { ... }
```

```
var eQuoteF = getQuote("ERICB")  
var vQuoteF = getQuote("VOLVOB")
```

Start two parallel calls

```
when {  
  eQuote <- eQuoteF  
  vQuote <- vQuoteF  
  if(isProfitable(eQuote, vQuote)  
  result <- buyStock(stockToBuy)
```

Extract value from futures

Check condition

```
} then {  
  r -> print("Purchased $r"),  
  err -> print("Did not purchase!")
```

"callbacks"

```
}
```

FUTURES

- Future is a placeholder for a value that does not yet exist
- The value of a future is calculated concurrently
- Futures are non-blocking (not Java Futures!)
- Futures are only assigned once
- Futures are read only
- **Futures are composable without blocking or waiting**

FUNCTION COMPOSITION

$$f: X \rightarrow Y$$

$$g: Y \rightarrow Z$$

$$f \circ g: X \rightarrow Z \quad \text{“}f \text{ composed with } g\text{”}$$

$$(f \circ g)(x): g(f(x))$$

$$z:Z = g(f(x))$$

FUTURE COMPOSITION

**Create new futures by *transforming*
and *combining* existing futures using
the Future API.**

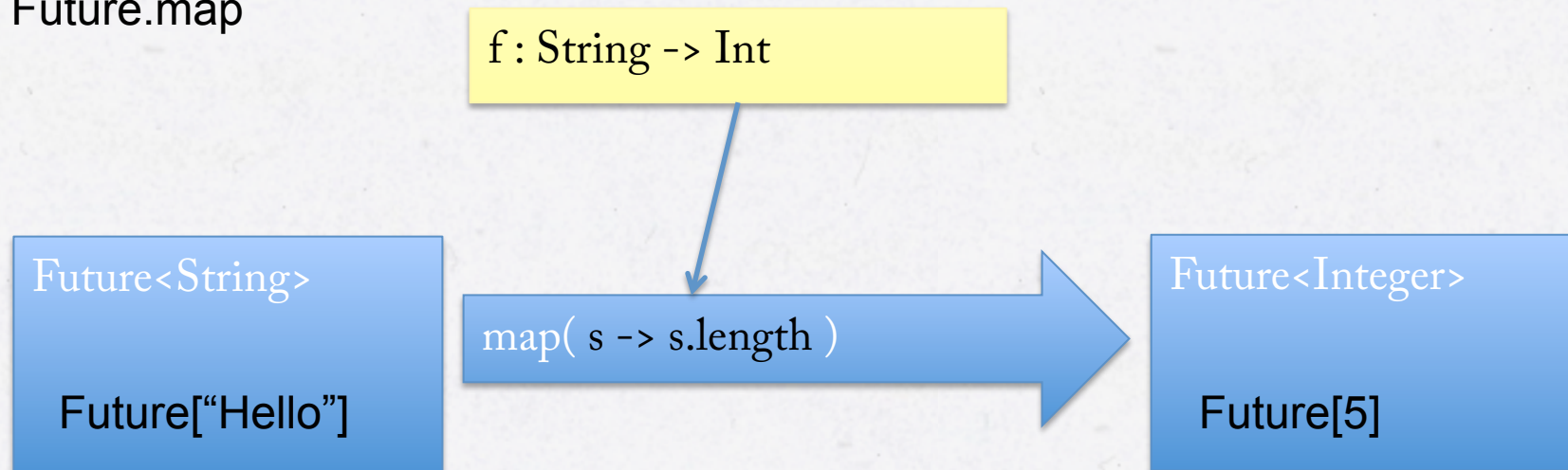
FUTURE COMPOSITION

How do we transform a Future?



FUTURE COMPOSITION

Future.map



FUTURE COMPOSITION

```
Future.completed(1)
    .map((v) -> v + 10)
    .onSuccess((v) -> println(v))
```

> 11

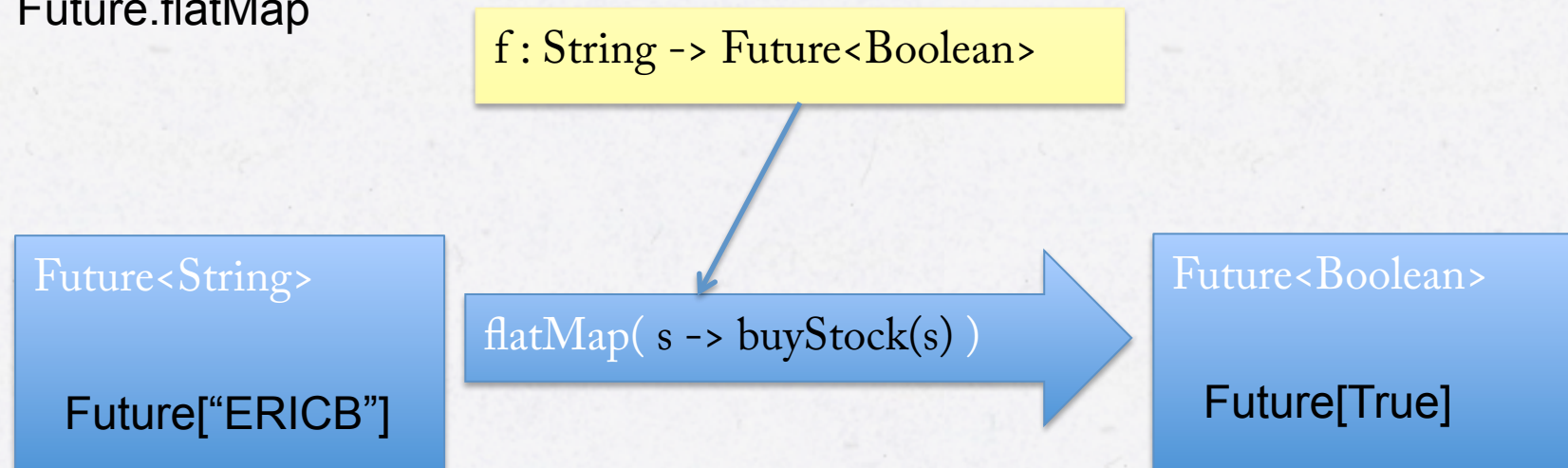
FUTURE COMPOSITION

How do we combine Futures?



FUTURE COMPOSITION

Future.flatMap



FUTURE COMPOSITION

```
Future.completed(1)
  .flatMap((v) -> Future.completed(v + 10))
  .onSuccess((v) -> println(v))
```

> 11

ASYNCHRONOUS WITH FUTURES

```
getQuote (stock): Future<Int> -> { ... }  
buyStock (stock): Future<Int> -> { ... }
```

```
var eQuoteF = getQuote("ERICB")  
var vQuoteF = getQuote("VOLVOB")
```

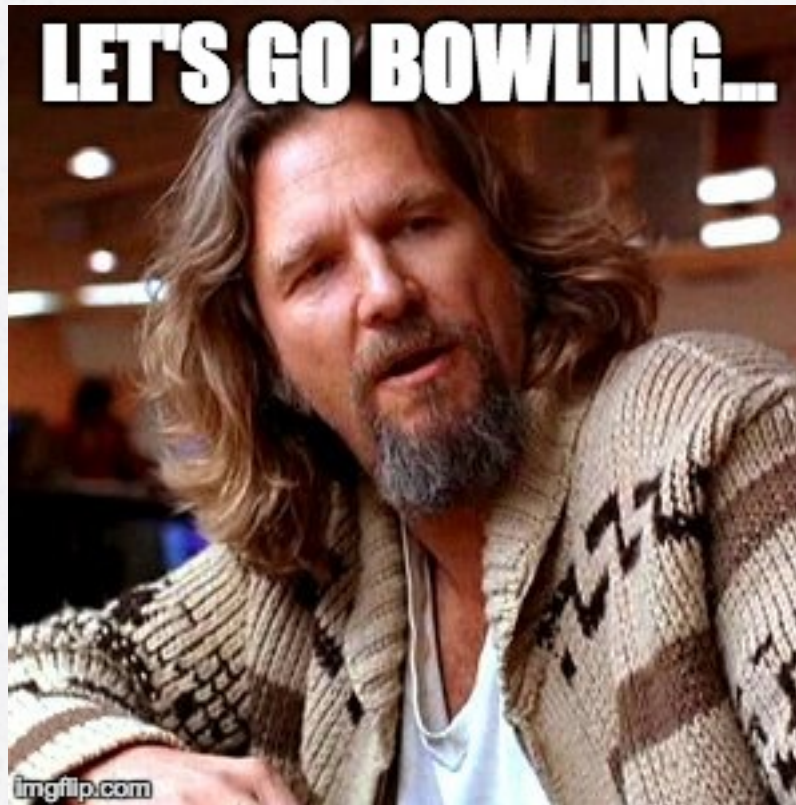
```
val resultF = eQuoteF.flatMap{ eQuote =>  
    vQuoteF  
    .filter(vQuote -> isProfitable(eQuote, vQuote))  
    .flatMap(() -> buyStock("ERICB"))  
}
```

f: Int-> Future<Int>

f: ()-> Future<Int>

```
resultF.onSuccess(() -> println("Purchased ERICB"))
```

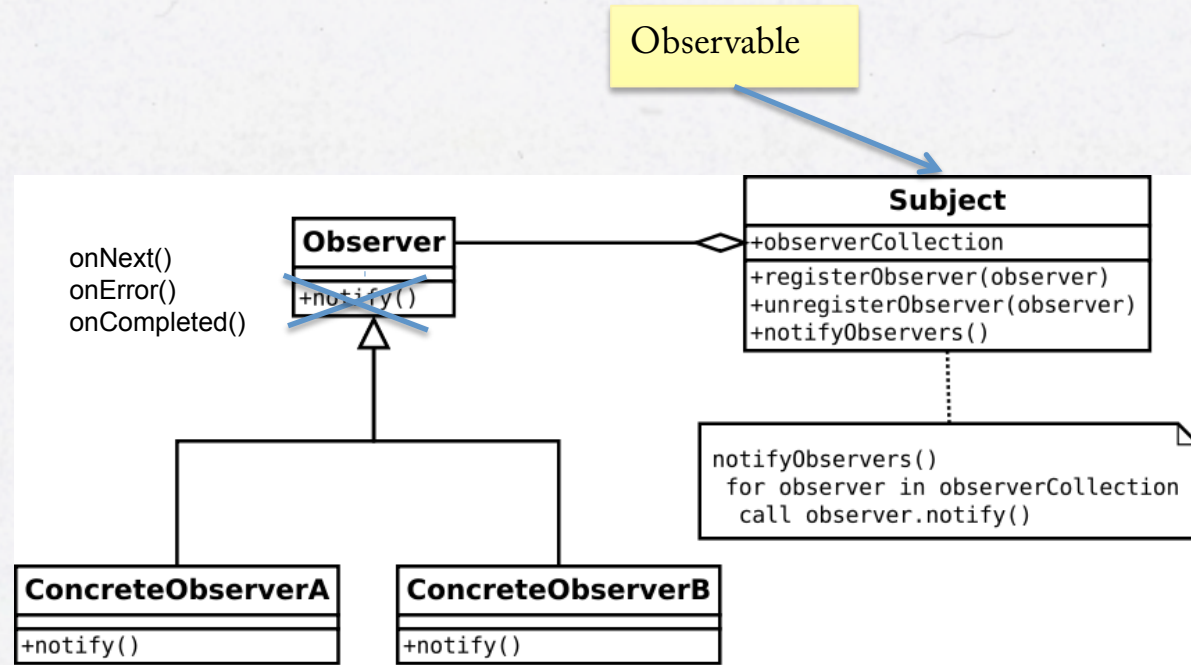

STREAMS



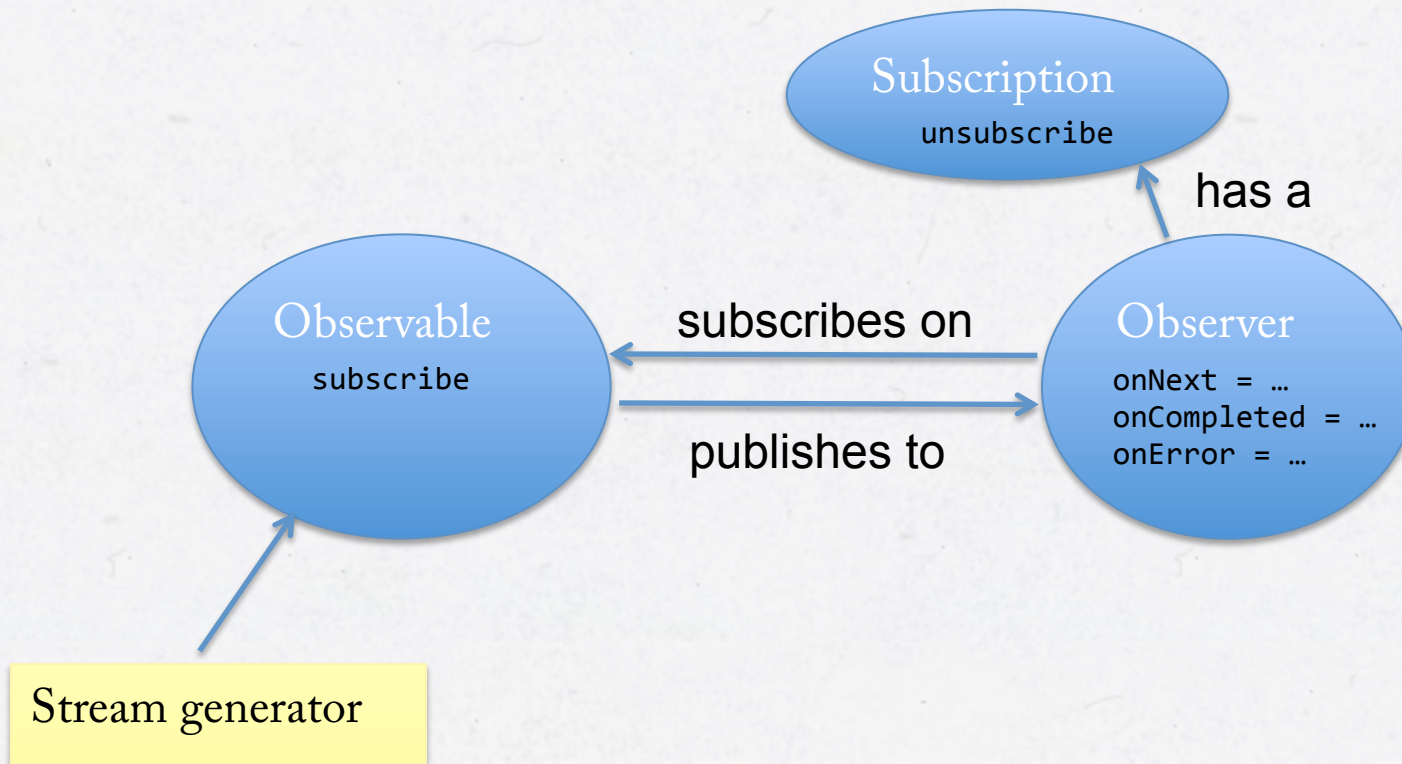
SYNCHRONOUS VS ASYNCHRONOUS

	Single items	Multiple items
Synchronous	T get ()	Iterable<T> get()
Asynchronous	Future<T> get()	Observable<T> get()

OBSERVABLE



COLLECTIONS WITH OBSERVABLES

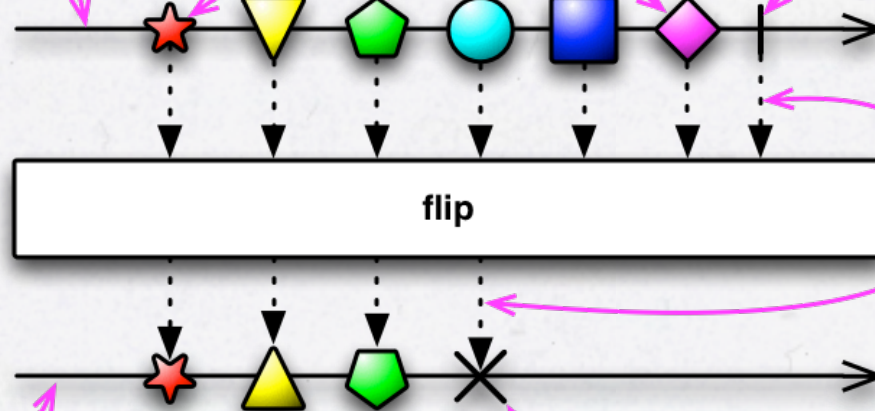


MARBLE DIAGRAMS

This is the timeline of the Observable. Time flows from left to right.

These are items emitted by the Observable.

This vertical line indicates that the Observable has completed successfully.

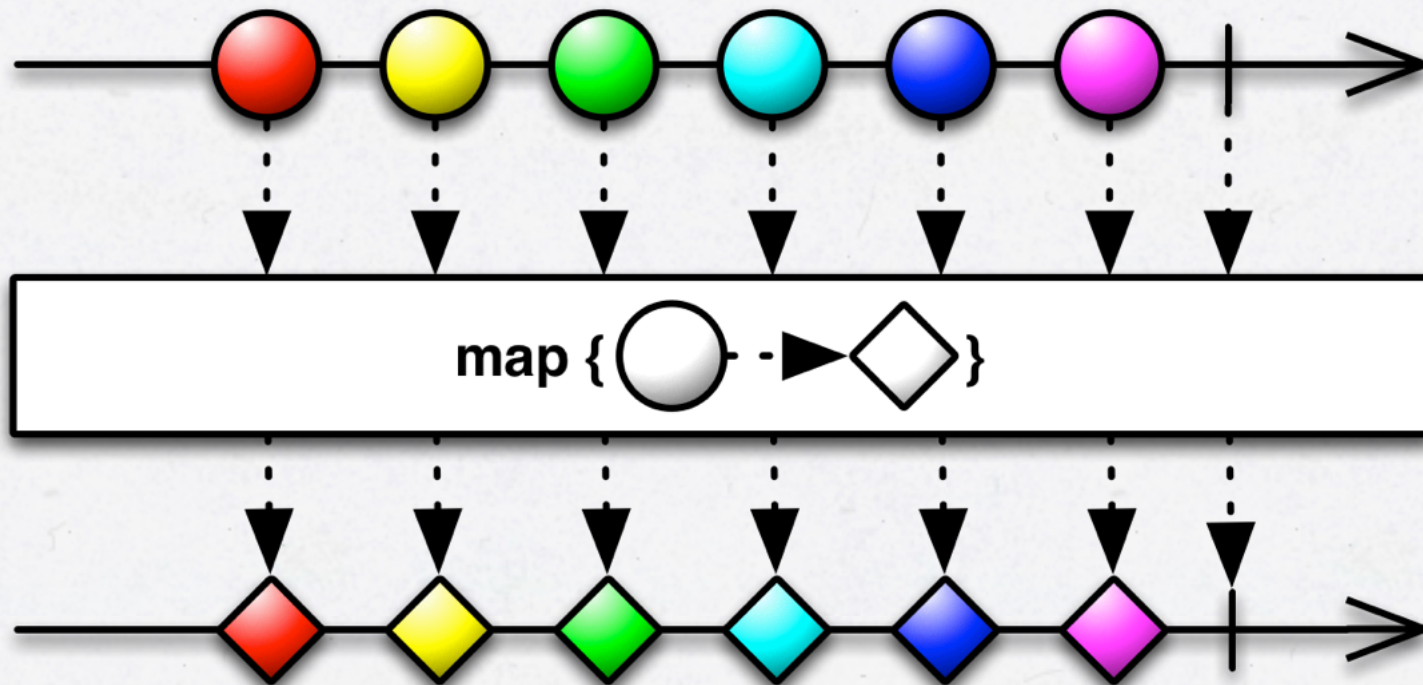


These dotted lines and this box indicate that a transformation is being applied to the Observable. The text inside the box shows the nature of the transformation.

This Observable is the result of the transformation.

If for some reason the Observable terminates abnormally, with an error, the vertical line is replaced by an X.

RX MAP

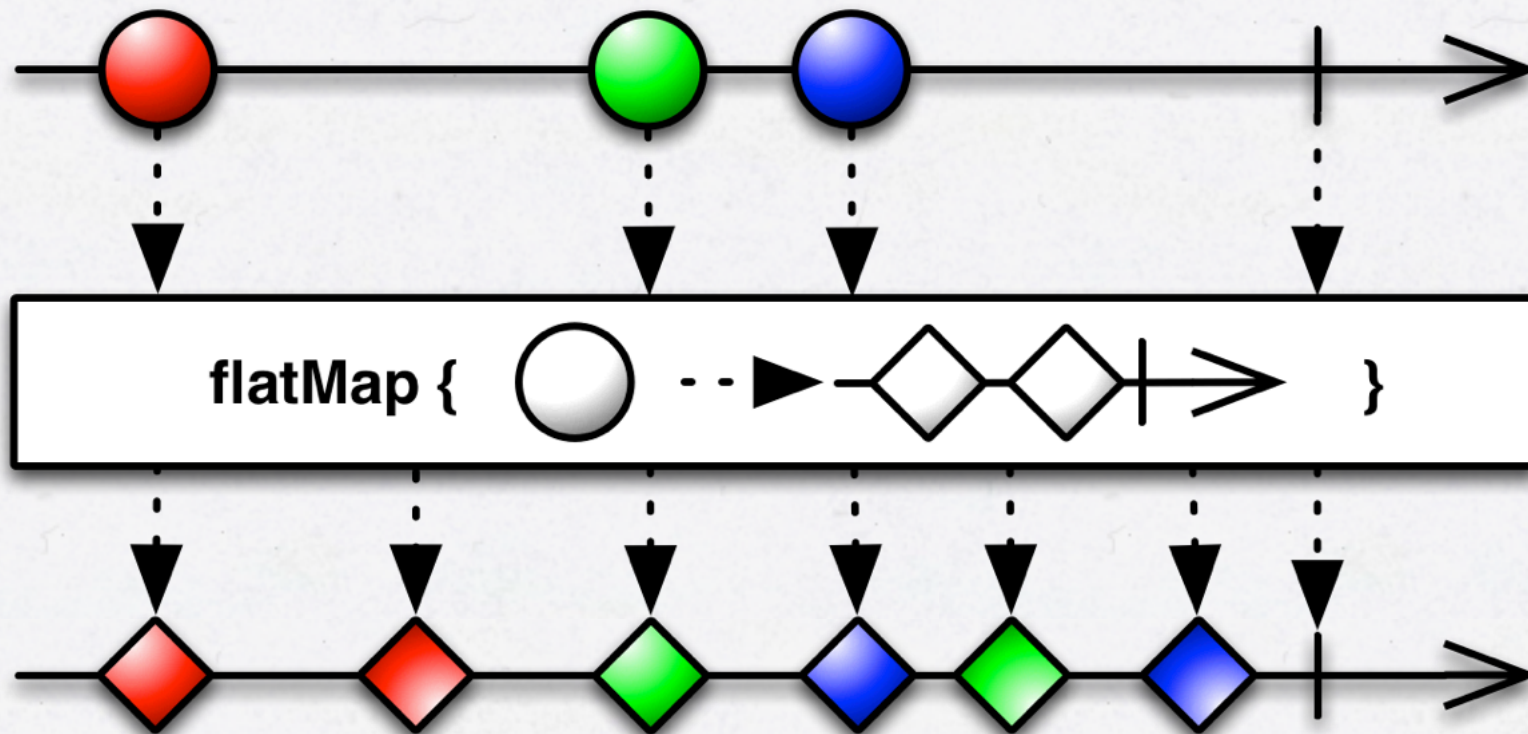


RX MAP

```
Observable<Integer> o = Observable.range(1,5);  
o.map(v -> v * 10).subscribe(System.out::println);
```

```
10  
20  
30  
40  
50
```

RX FLATMAP

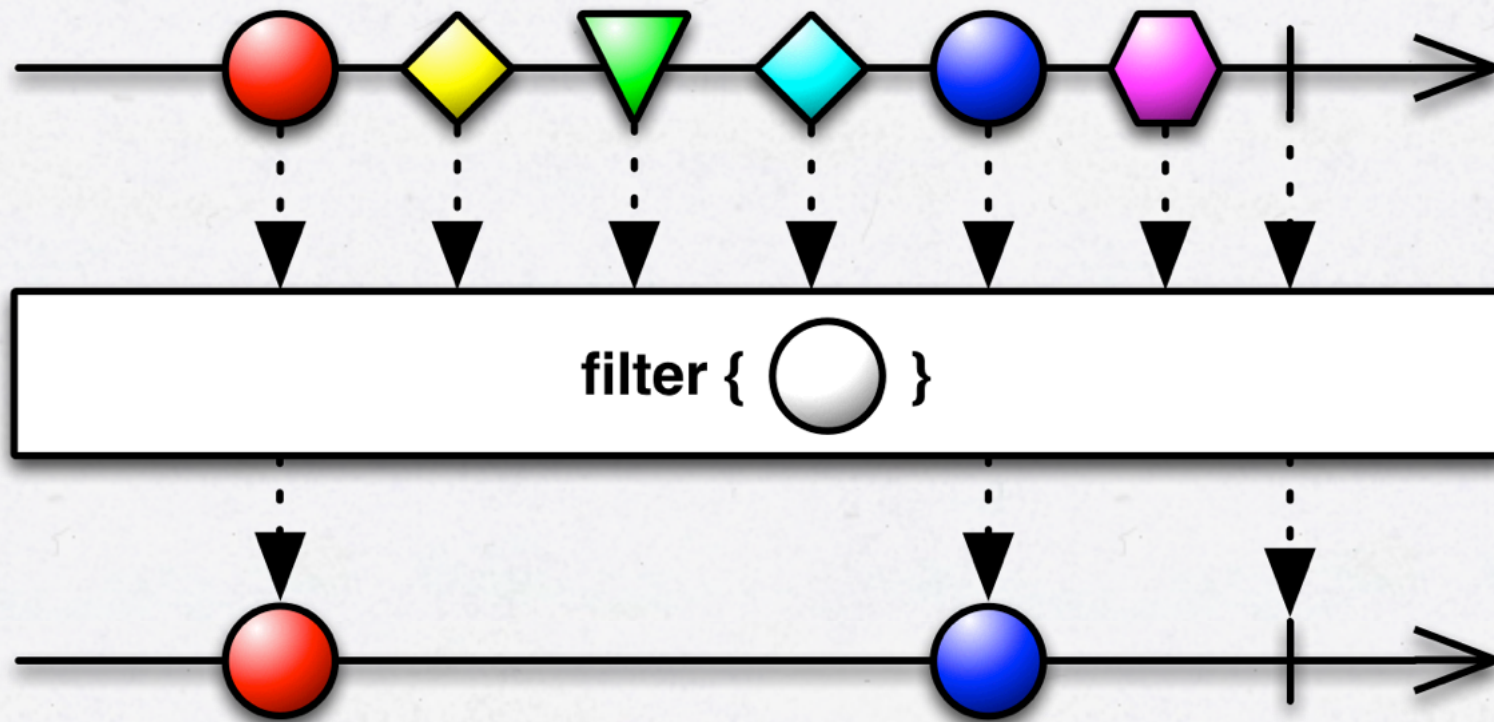


RX FLATMAP

```
Observable<Integer> o = Observable.range(1,5);  
o.flatMap(v -> Observable.range(v*10, 2)).subscribe(System.out::println);
```

```
10  
11  
20  
21  
30  
31  
40  
41  
50  
51
```

RX FILTER



RX FILTER

```
Observable<Integer> o = Observable.range(1,10);  
o.filter(s -> s % 3 == 0).subscribe(System.out::println);
```

```
3  
6  
9
```

NEXT STEP



SYNCHRONOUS VS ASYNCHRONOUS

	Single item	Multiple items
Synchronous	T get ()	Iterable<T> get()
Asynchronous	Future<T> get()	Observable<T> get()

FUTURES

- Since 1.5
- Future – Blocking api

- Since 1.8
- CompletableFuture – Non-Blocking

API REVIEW - FUTURE

Future

- Create
 - new `CompletableFuture<T>()`
- Complete
 - Successfully
 - » `complete(T value)`
 - With Error
 - » `completeExceptionally(Throwable t)`

Value

Throwable

EXAMPLE - ASYNC HTTP CLIENT

```
public class AsyncHttpClientJava8 {
    public CompletableFuture<Response> execute(String url, int id) {

        final CompletableFuture<Response> result = new CompletableFuture<>();

        asyncHttpClient.prepareGet(url).execute(new AsyncCompletionHandler<Response>() {

            @Override
            public Response onCompleted(Response response) throws Exception {
                result.complete(response);
                return response;
            }

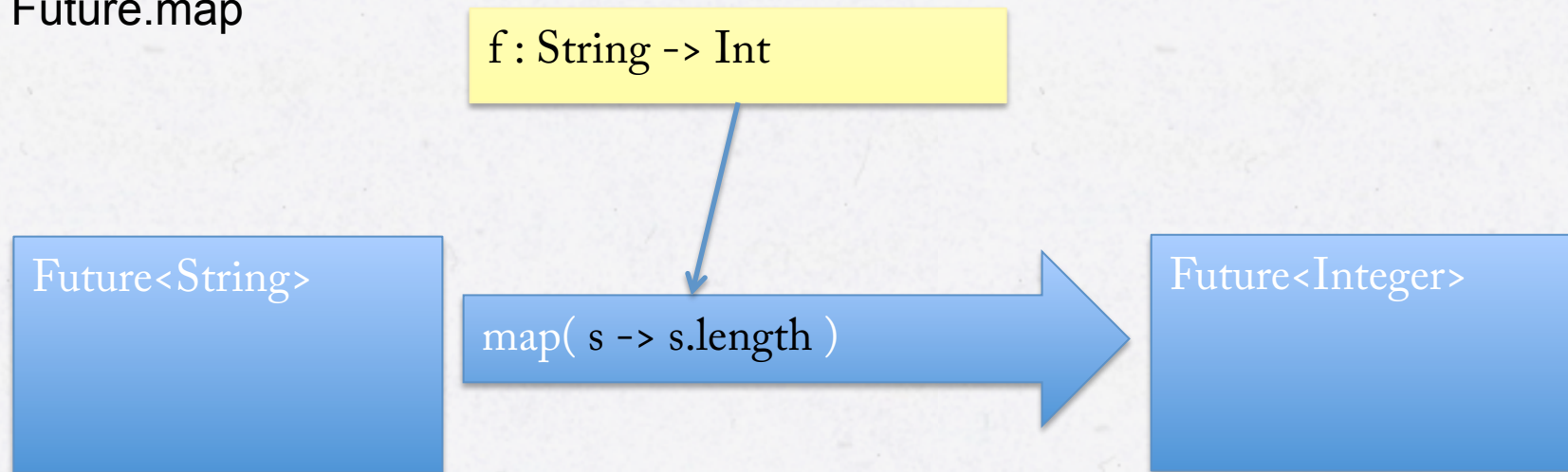
            @Override
            public void onThrowable(Throwable t) {
                result.completeExceptionally(t);
            }

        });

        return result;
    }
}
```


FUTURE COMPOSITION

Future.map



COMPLETABLEFUTURE - MAP

- Transforming
 - thenApply / thenApplyAsync \Leftrightarrow Map
- Completion (Callback)
 - thenAccept / thenAcceptAsync

```
CompletableFuture.completedFuture(3)
    .thenApply(i -> i * Math.PI)
    .thenAccept(i -> System.out.println(i));

//Prints out 9,424776...
```

COMPLETABLEFUTURE - MAP

```
//Returns coordinates for an address
CompletableFuture<String> downloadPage(Url url);

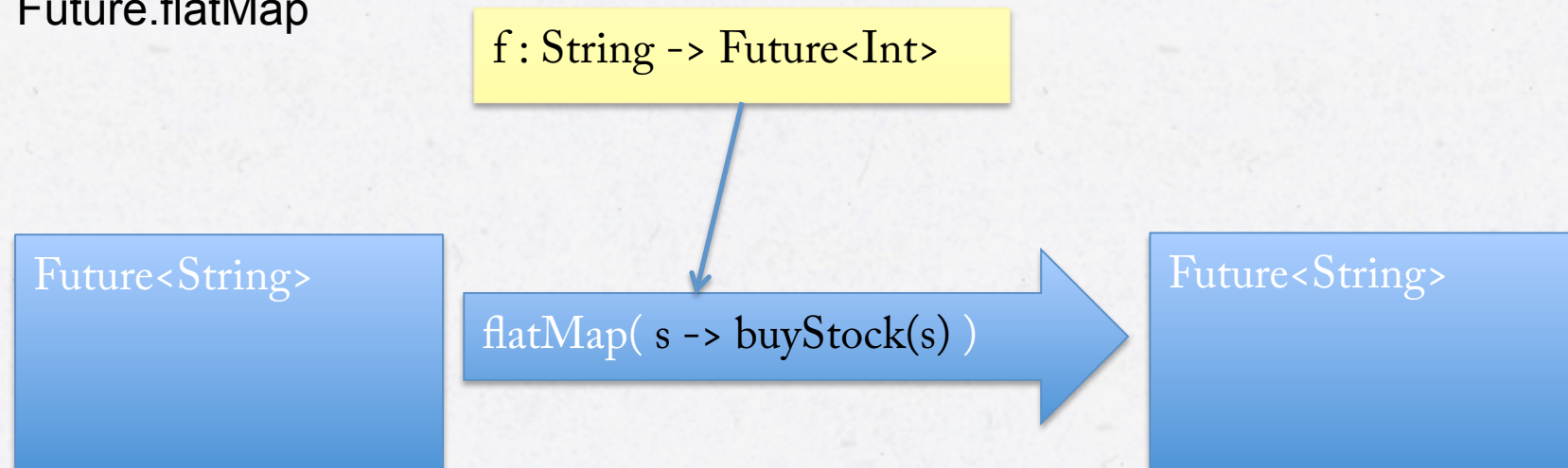
//Parse to html document
Document parse(String page);

CompletableFuture<String> pageF = downloadPage(url)
CompletableFuture<Document> docF = pageF.thenApply(page -> parse(page));
|
docF.thenAccept(doc -> System.out.println(doc));

//Prints the parsed document
```

FUTURE COMPOSITION

Future.flatMap



COMPLETABLEFUTURE - FLATMAP

thenCompose(...) / thenComposeAsync(...) ⇔ flatMap

```
CompletableFuture.completedFuture(3)
    .thenCompose(i -> CompletableFuture.completedFuture(i * Math.PI))
    .thenAccept(i -> System.out.println(i));

//Prints out 9,424776...
```

COMPLETABLEFUTURE - FLATMAP

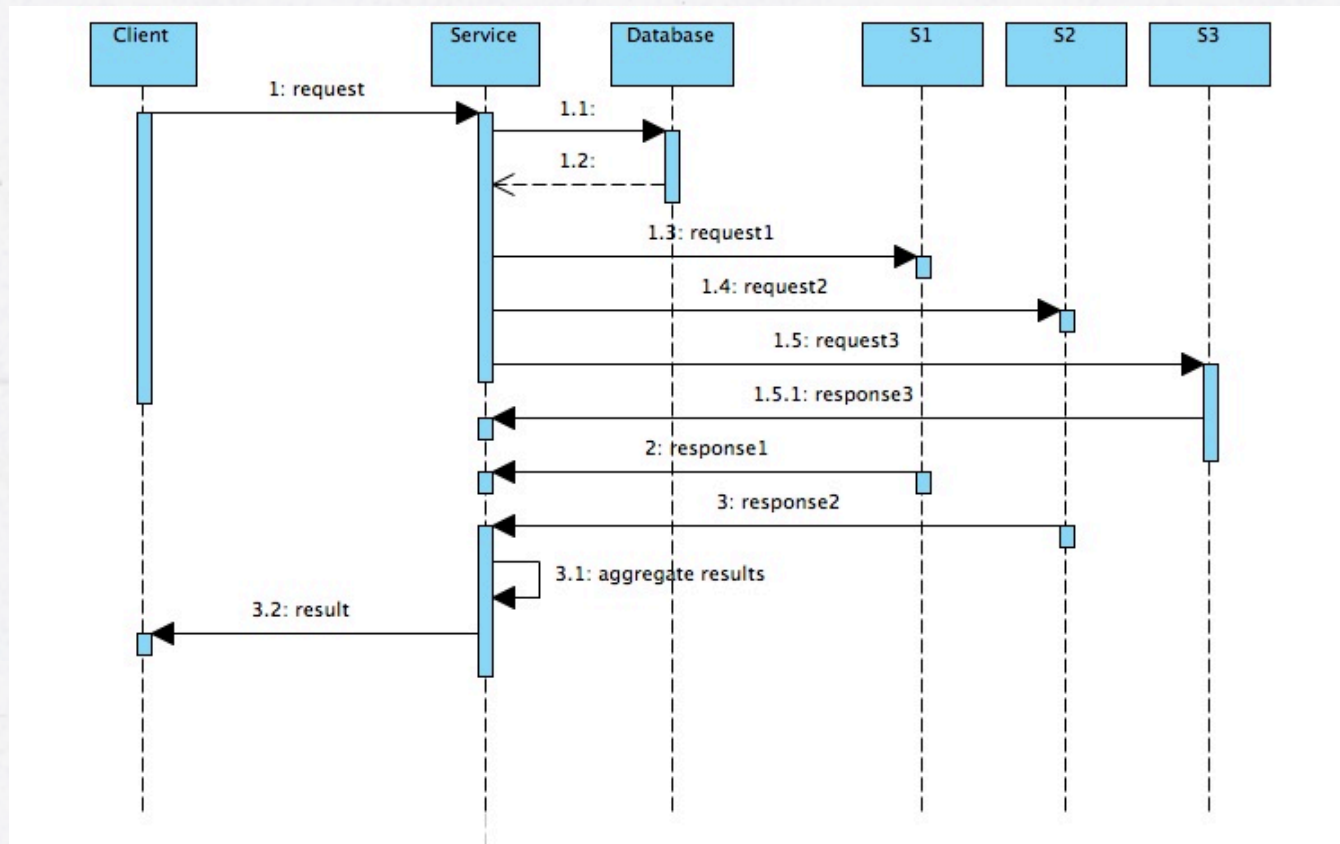
```
//Returns coordinates for an address
CompletableFuture<Coordinates> getCoordinates(Address address);

//Returns weather forecast for the provided coordinates
CompletableFuture<WeatherForecast> getWeatherForecast(Coordinates coords);

CompletableFuture<Coordinates> coordsF = getCoordinates(address)
CompletableFuture<WeatherForecast> coordsF.thenCompose(coords -> getWeatherForecast(coords))
weatherForecastF.thenAccept(weatherForecast -> System.out.println(weatherForecast));

//Prints weather forecast for a given address
```

AGGREGATOR EXAMPLE



AGGREGATOR - JAVA8

```
@RequestMapping("/aggregate-non-blocking-java8")
public DeferredResult<String> nonBlockingAggregator(...) {

    final DeferredResult<String> deferredResult = new DeferredResult<>();
    final DbLookup dbLookup = new DbLookup(dbLookupMs, dbHits);

    final CompletableFuture<List<String>> urlsF =
        supplyAsync(() -> dbLookup.lookupUrlsInDb(SP_NON_BLOCKING_URL, minMs, maxMs), dbThreadPoolExecutor);

    urlsF
        .thenComposeAsync(urls -> executeHttpRequests(urls))
        .thenAccept(result -> populateDeferredResult(deferredResult, result));

    return deferredResult;
}

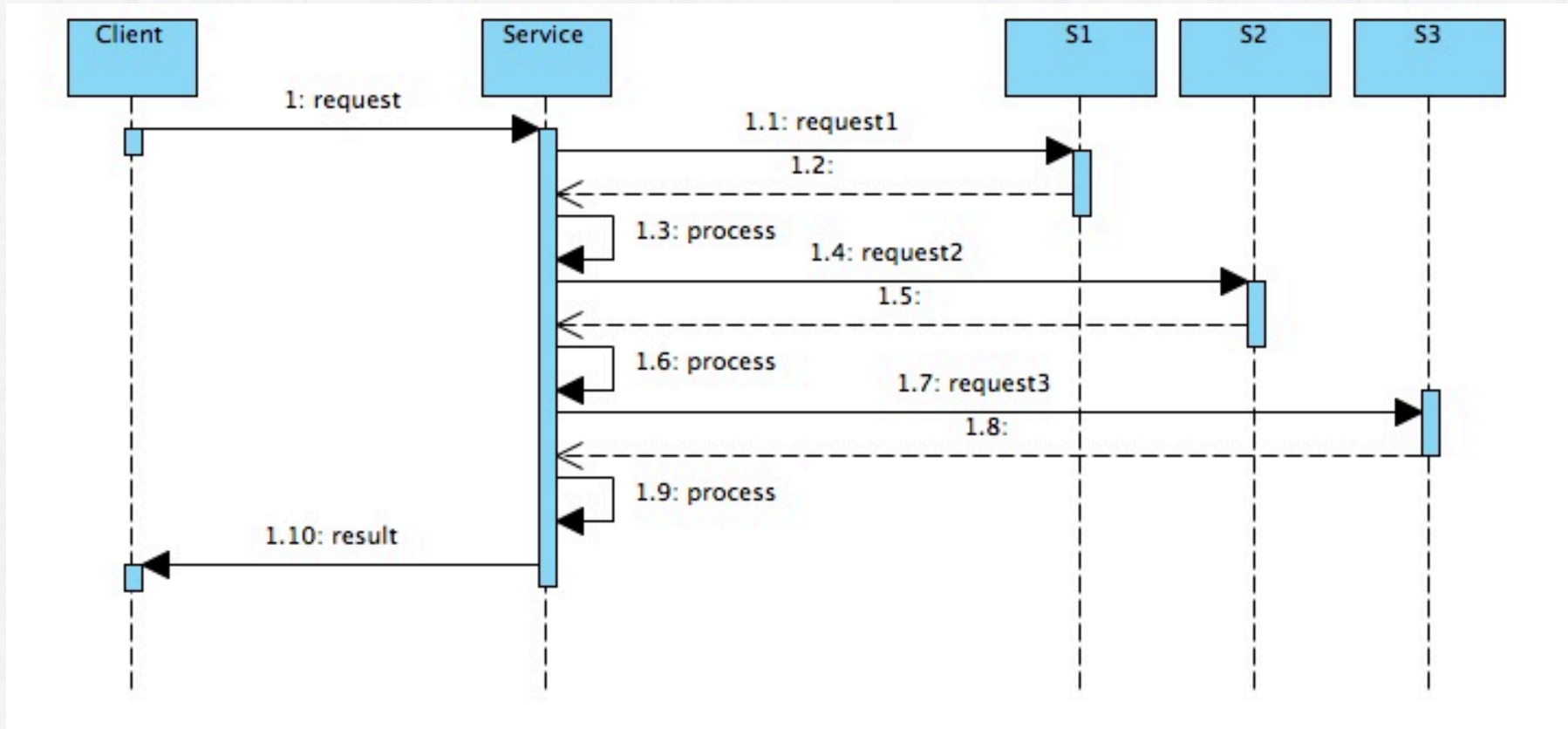
private CompletableFuture<List<String>> executeHttpRequests(List<String> urls) {
    CompletableFuture<List<String>> futureResponses =
        sequence(IntStream.rangeClosed(1, urls.size()).mapToObj(i ->
            doAsyncCall(urls.get(i - 1), i))
            .collect(Collectors.toList()));

    return futureResponses;
}

private CompletableFuture<String> doAsyncCall(String url, int id) {
    return asyncHttpClientJava8.execute(url, id)
        .thenApply(response -> extractResponseBody(response));
}

private void populateDeferredResult(DeferredResult<String> deferredResult, List<String> result) {
    String collectedResponse = result.stream().collect(Collectors.joining("\n"));
    deferredResult.setResult(collectedResponse);
}
```


ROUTING SLIP EXAMPLE



ROUTING SLIP - DO YOU REMEMBER?

```
@RequestMapping("/routing-slip-non-blocking-lambda")
public DeferredResult<String> nonBlockingRoutingSlip() throws IOException {

    final DeferredResult<String> dr = new DeferredResult<>();

    // Send request #1
    ListenableFuture<Response> execute = asyncHttpClient.execute(getUrl(1),
        (Response r1) -> {
            processResult(r1.getResponseBody()); // Process response #1
            asyncHttpClient.execute(getUrl(2), // Send request #2
                (Response r2) -> {
                    processResult(r2.getResponseBody()); // Process response #2
                    asyncHttpClient.execute(getUrl(3), // Send request #3
                        (Response r3) -> {
                            processResult(r3.getResponseBody()); // Process response #3
                            asyncHttpClient.execute(getUrl(4), // Send request #4
                                (Response r4) -> {
                                    processResult(r4.getResponseBody()); // Process response #4
                                    asyncHttpClient.execute(getUrl(5), // Send request #5
                                        (Response r5) -> {
                                            processResult(r5.getResponseBody()); // Process response #5
                                            // Get the total result and set it on the deferred result
                                            dr.setResult(getTotalResult());
                                            ...
                                        }
                                    }
                                }
                            }
                        }
                    }
                }
            }
        }
    );
}
```

ROUTING SLIP - JAVA8

```
@RequestMapping("/routing-slip-non-blocking-java8")
public DeferredResult<String> nonBlockingRoutingSlip() throws IOException {

    final DeferredResult<String> deferredResult = new DeferredResult<>();

    doAsyncCall(new ArrayList<>(), 1)
        .thenCompose(result -> doAsyncCall(result, 2))
        .thenCompose(result -> doAsyncCall(result, routeCall(result)))
        .thenCompose(result -> doAsyncCall(result, 5))
        .thenAccept(result -> deferredResult.setResult(getTotalResult(result)));

    return deferredResult;
}

private CompletableFuture<List<String>> doAsyncCall(List<String> result, int num) {
    String url = getUrl(num);

    final CompletableFuture<List<String>> newResult = asyncHttpClientJava8
        .execute(url, num)
        .thenApply(response -> getResponseBody(response))
        .thenApply(body -> addBodyToResult(body, result));

    return newResult;
}
```

SUMMARY - JAVA 8

- Sequential programming model
- No framework needed
- Big api
- Stream and CompletableFuture api differs

SYNCHRONOUS VS ASYNCHRONOUS

	Single item	Multiple items
Synchronous	T get ()	Iterable<T> get()
Asynchronous	Future<T> get()	Observable<T> get()

REACTIVE EXTENSIONS

msdn.microsoft.com/en-us/data/gg577609

Data Developer Center

Search Data with Bing



Home Library **Learn** Downloads Support Community F

Documentation Videos Articles Books Hands-on Labs Webcasts

Data Developer Center > Learn > Reactive Extensions

The Reactive Extensions (Rx)...

...is a library to compose asynchronous and event-based programs using observable collections and LINQ-style query operators.



REACTIVE EXTENSIONS

<http://reactivex.io/>

The Observer pattern done right

ReactiveX is a combination of the best ideas from the **Observer** pattern, the **Iterator** pattern, and **functional programming**

REACTIVE EXTENSIONS



Functional

Avoid intricate stateful programs, using clean input/output functions over observable streams.



Less is more

ReactiveX's operators often reduce what was once an elaborate challenge into a few lines of code.



Async error handling


Traditional try/catch is powerless for errors in asynchronous computations, but ReactiveX is equipped with proper mechanisms for handling errors.



Concurrency made easy

Observables and Schedulers in ReactiveX allow the programmer to abstract away low-level threading, synchronization, and concurrency issues.

POLYGLOT



Getting started

Docs ▾

Languages ▾

Resources ▾

Community ▾

Languages

- Java: [RxJava](#)
- JavaScript: [RxJS](#)
- C#: [Rx.NET](#)
- C#(Unity): [UniRx](#)
- Scala: [RxScala](#)
- Clojure: [RxClojure](#)
- C++: [RxCpp](#)
- Ruby: [Rx.rb](#)
- Python: [RxPY](#)
- Groovy: [RxGroovy](#)
- JRuby: [RxJRuby](#)
- Kotlin: [RxKotlin](#)

ReactiveX for platforms and frameworks

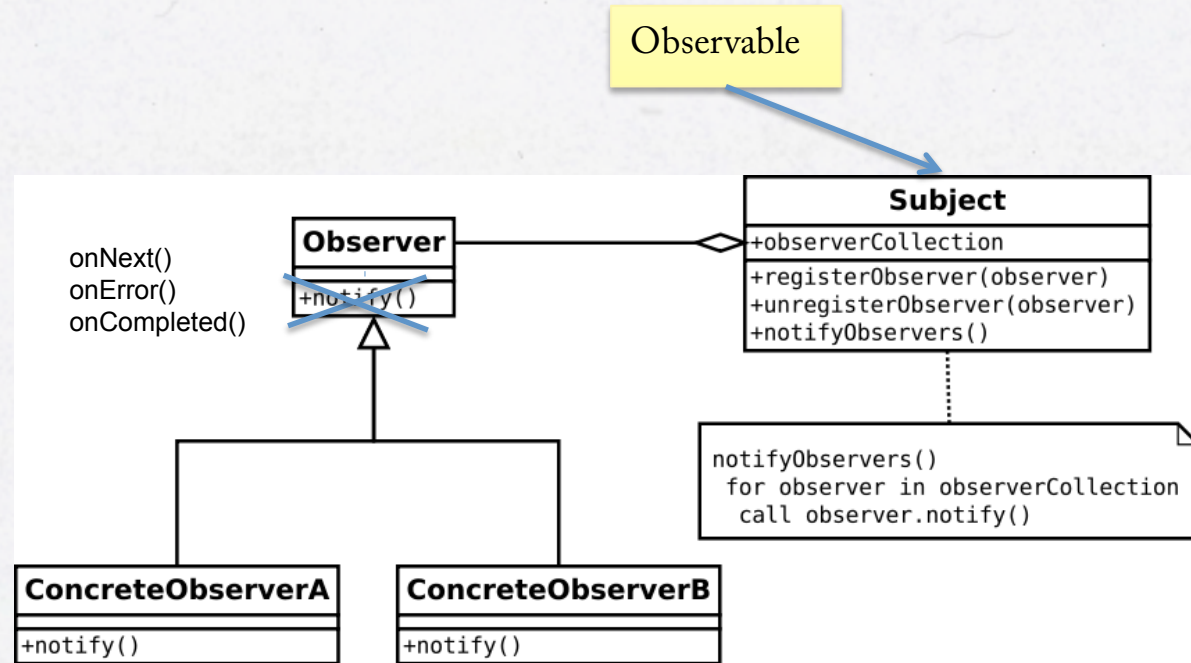
- [RxNetty](#)
- [RxAndroid](#)

REACTIVE EXTENSIONS

We use ReactiveX



OBSERVABLE



ITERABLE VS. OBSERVABLE

event	Iterable (pull)	Observable (push)
retrieve data	T next()	onNext(T)
discover error	throws Exception	onError(Exception)
complete	!hasNext()	onCompleted()

ITERABLE VS. OBSERVABLE

Observable “Push based”	Iterable (Java Stream) “Pull based”
<pre>getData() .skip(10) .take(5) .map(s -> s + "transformed") .forEach(System.out::println);</pre>	<pre>getData() .skip(10) .limit(5) .map(s -> s + "transformed") .forEach(System.out::println);</pre>

REACTIVE EXTENSIONS

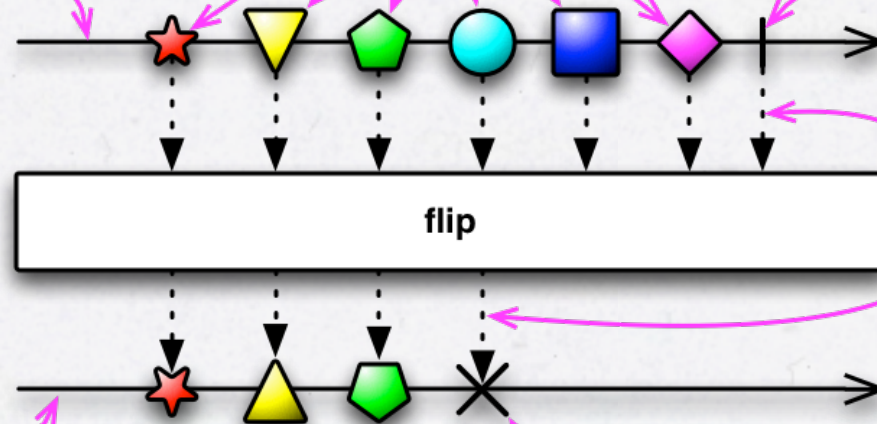
- Lightweight (only one jar-file).
- Flexible in implementation of Observables.
- Changing implementation does not break Observers.
- Polyglot

MARBLE DIAGRAMS

This is the timeline of the Observable. Time flows from left to right.

These are items emitted by the Observable.

This vertical line indicates that the Observable has completed successfully.



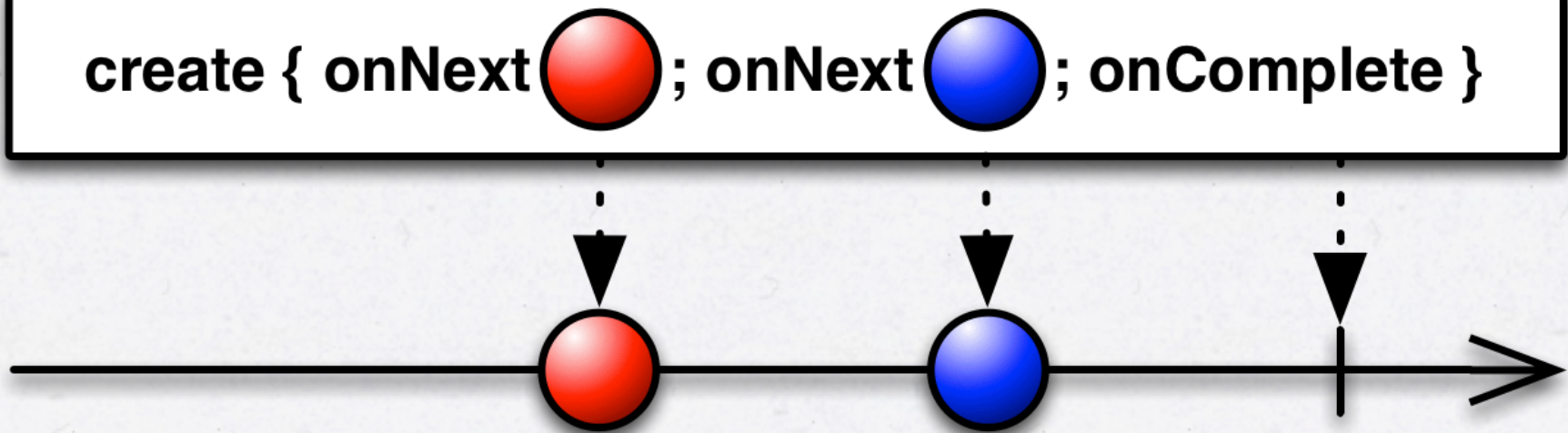
These dotted lines and this box indicate that a transformation is being applied to the Observable. The text inside the box shows the nature of the transformation.

This Observable is the result of the transformation.

If for some reason the Observable terminates abnormally, with an error, the vertical line is replaced by an X.

CREATE OBSERVABLE

```
create { onNext  ; onNext  ; onComplete }
```



BORING...



CREATE AN OBSERVABLE

```
public Observable<Response> observable(String url, String acceptHeader) {
    return Observable.create(observer -> {

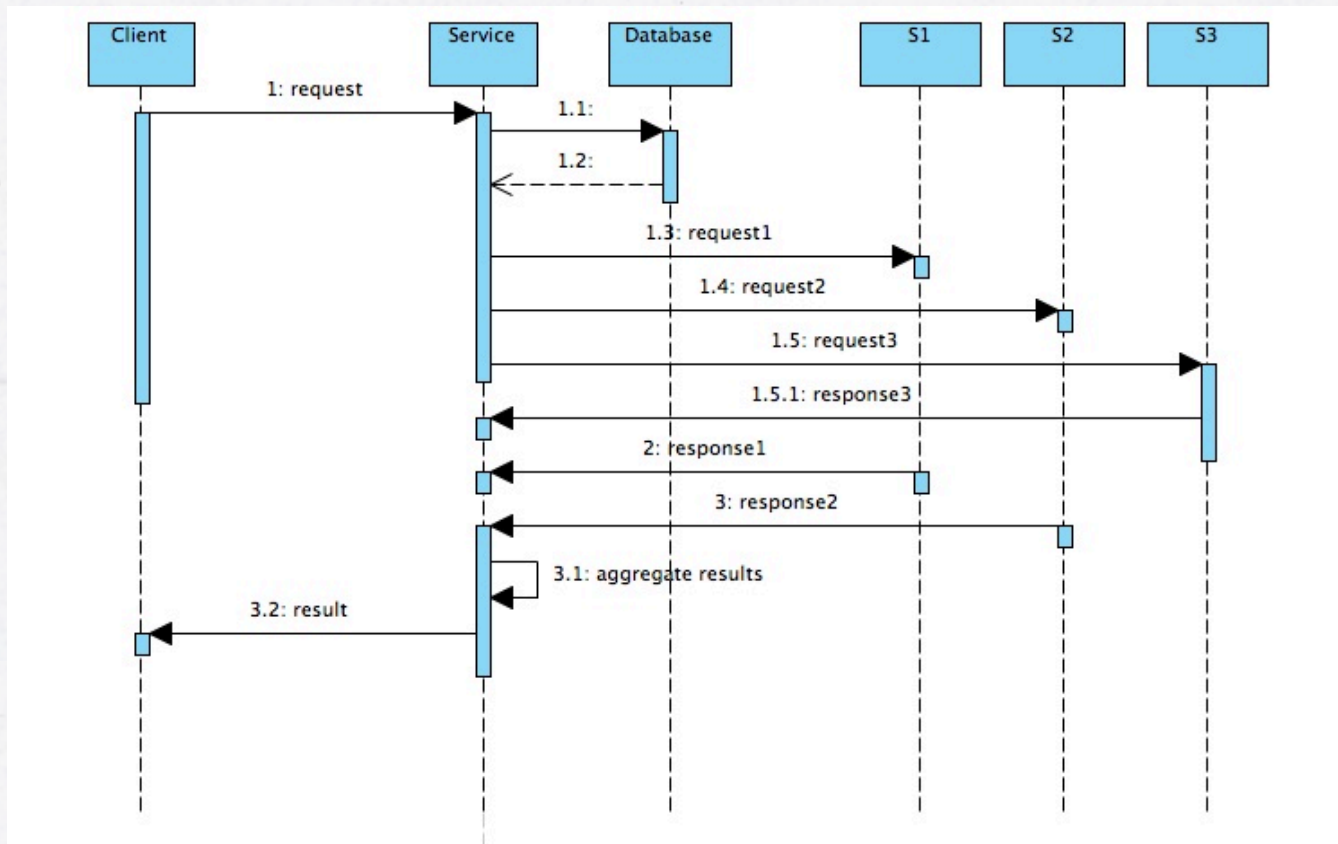
        try {
            asyncHttpClient.prepareGet(url).execute(new AsyncCompletionHandler<Response>() {
                @Override
                public Response onCompleted(Response response) throws Exception {
                    observer.onNext(response);
                    observer.onCompleted();
                    return response;
                }

                @Override
                public void onThrowable(Throwable t) {
                    observer.onError(t);
                }
            });
        } catch (Exception e) {
            observer.onError(e);
        }
    });
}
```

STILL BORING



AGGREGATOR EXAMPLE



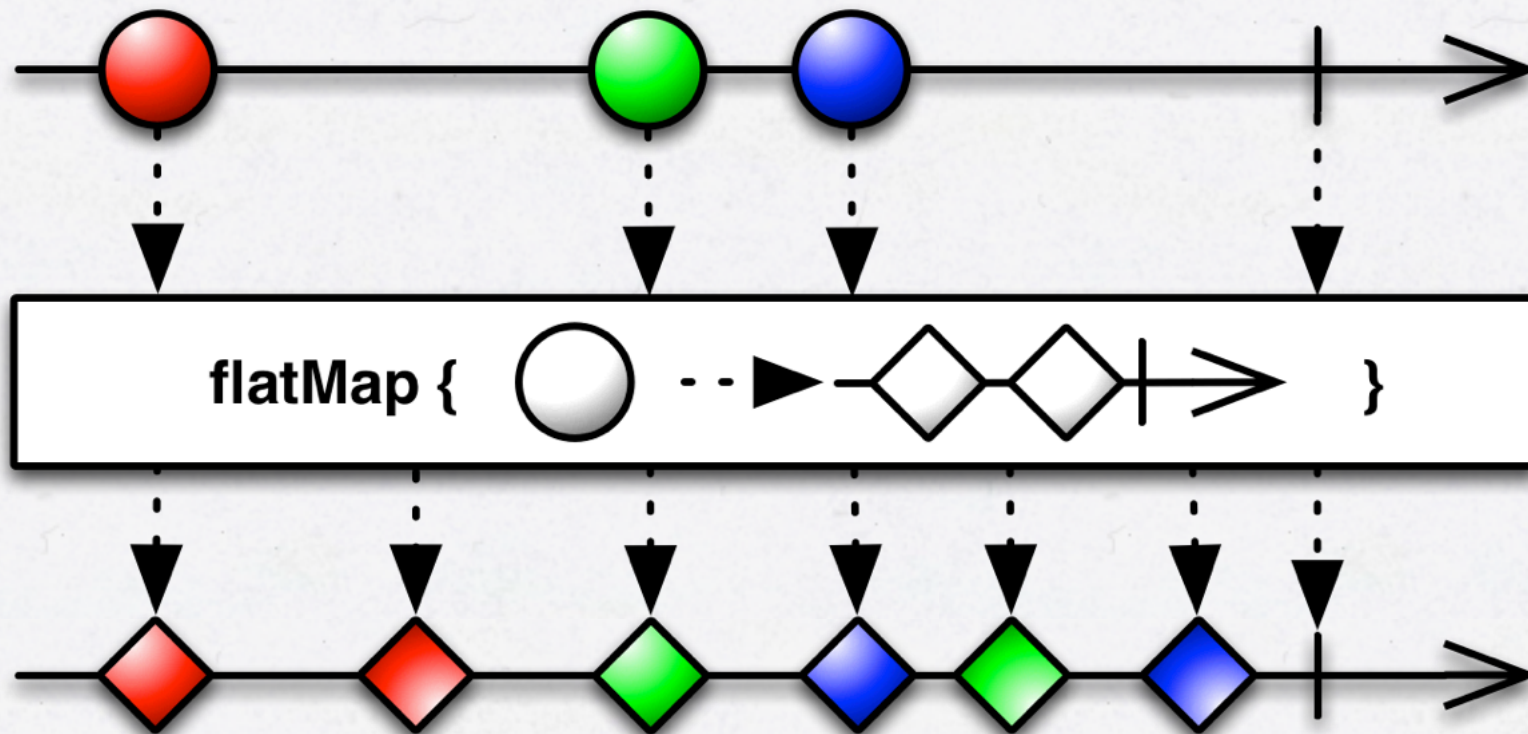
AGGREGATOR EXAMPLE

```
DbLookup dbLookup = new DbLookup(dbLookupMs, dbHits);
DeferredResult<String> deferredResult = new DeferredResult<>();

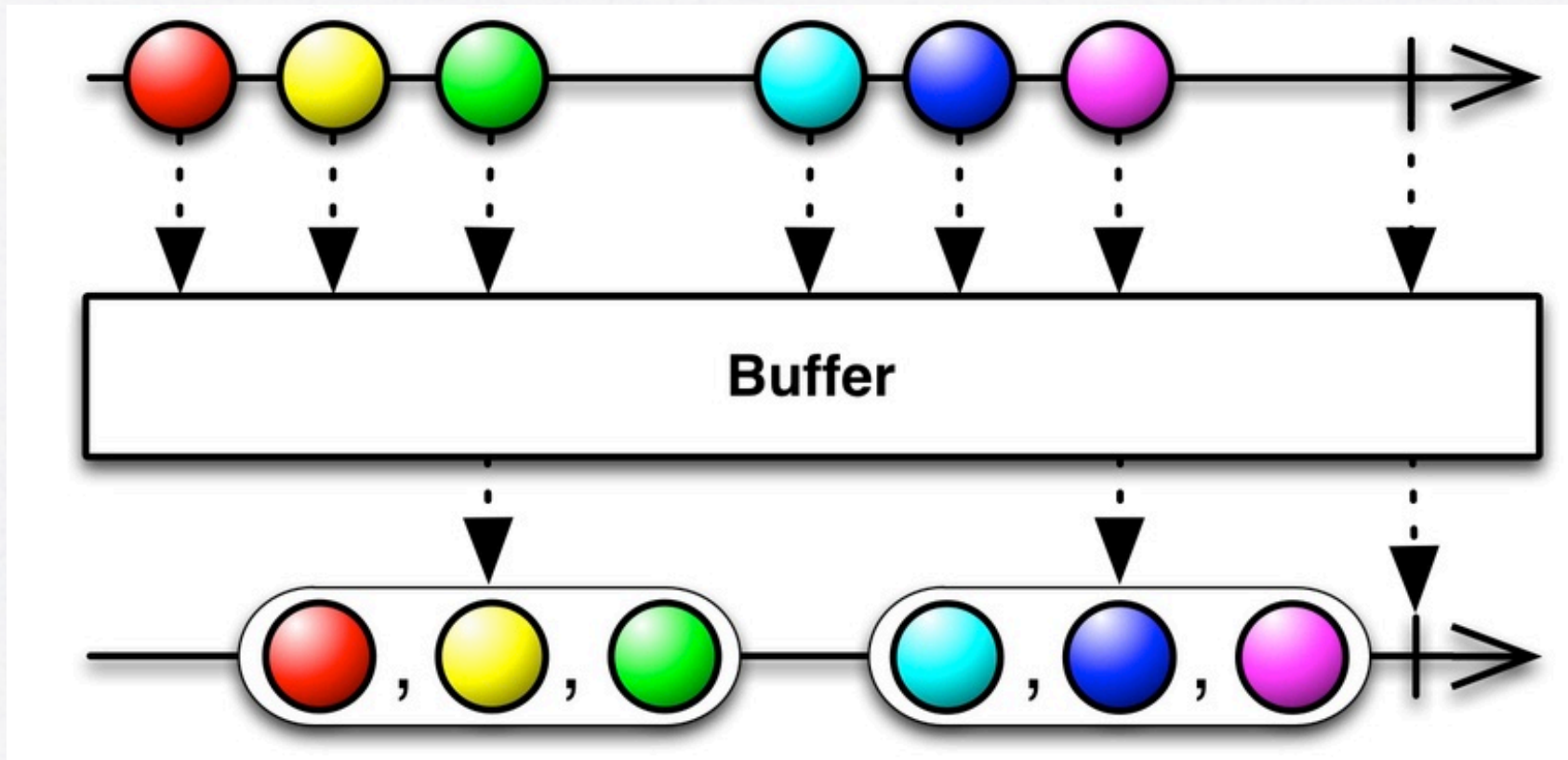
Subscription subscription =
    Observable.from(dbLookup.lookupUrlsInDb(SP_NON_BLOCKING_URL, minMs, maxMs))
        .subscribeOn(Schedulers.from(dbThreadPoolExecutor))
        .observeOn(Schedulers.io())
        .flatMap(request ->
            asyncHttpClientRx
                .observable(request.url, accept)
                .map(this::getResponseBody)
        )
        .observeOn(Schedulers.computation())
        .buffer(dbHits)
        .subscribe(v -> deferredResult.setResult(getTotalResult(v)));

deferredResult.onCompletion(subscription::unsubscribe);
return deferredResult;
```

RX FLATMAP



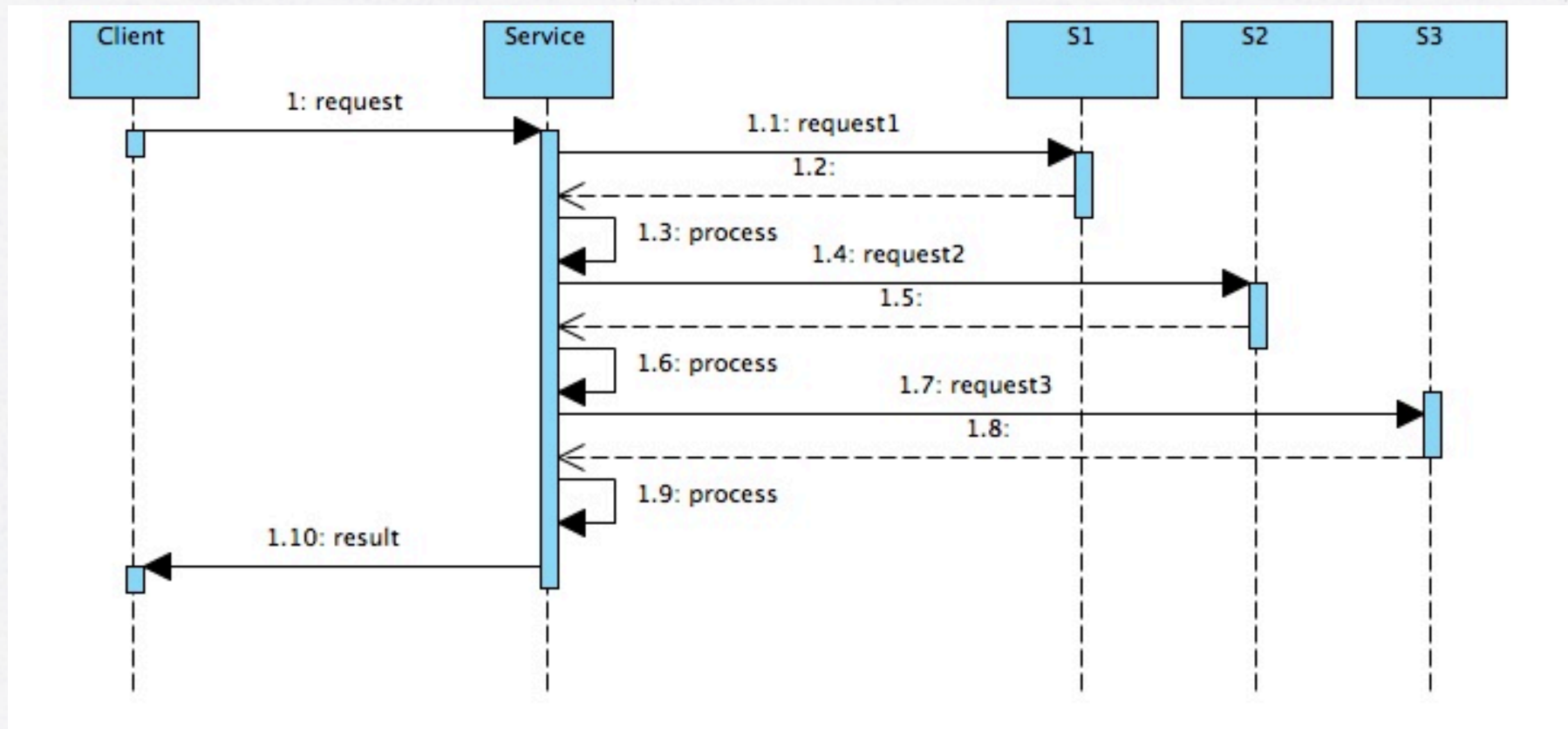
RX BUFFER



JUST AWESOME



ROUTING SLIP EXAMPLE



ROUTING SLIP EXAMPLE

```
public DeferredResult<ResponseEntity<String>> nonBlockingRoutingSlip(...) {
    DeferredResult<ResponseEntity<String>> deferredResult = new DeferredResult<>();


    Subscription subscription = Observable.just(new Result())
        .flatMap(result -> doAsyncCall(result, 1))
        .flatMap(result -> doAsyncCall(result, 2))
        .flatMap(result -> doAsyncCall(result, routeCall(result)))
        .flatMap(result -> doAsyncCall(result, 5))
        .subscribe(
            result -> deferredResult.setResult(result.getTotalResult()),
        );
    deferredResult.onCompletion(subscription::unsubscribe);
    return deferredResult;
}

private Observable<Result> doAsyncCall(Result result, int num) {
    return asyncHttpClientRx
        .observable(getUrl(num))
        .map(resp -> result.processResponse(resp))
}
}
```

CONCLUSIONS

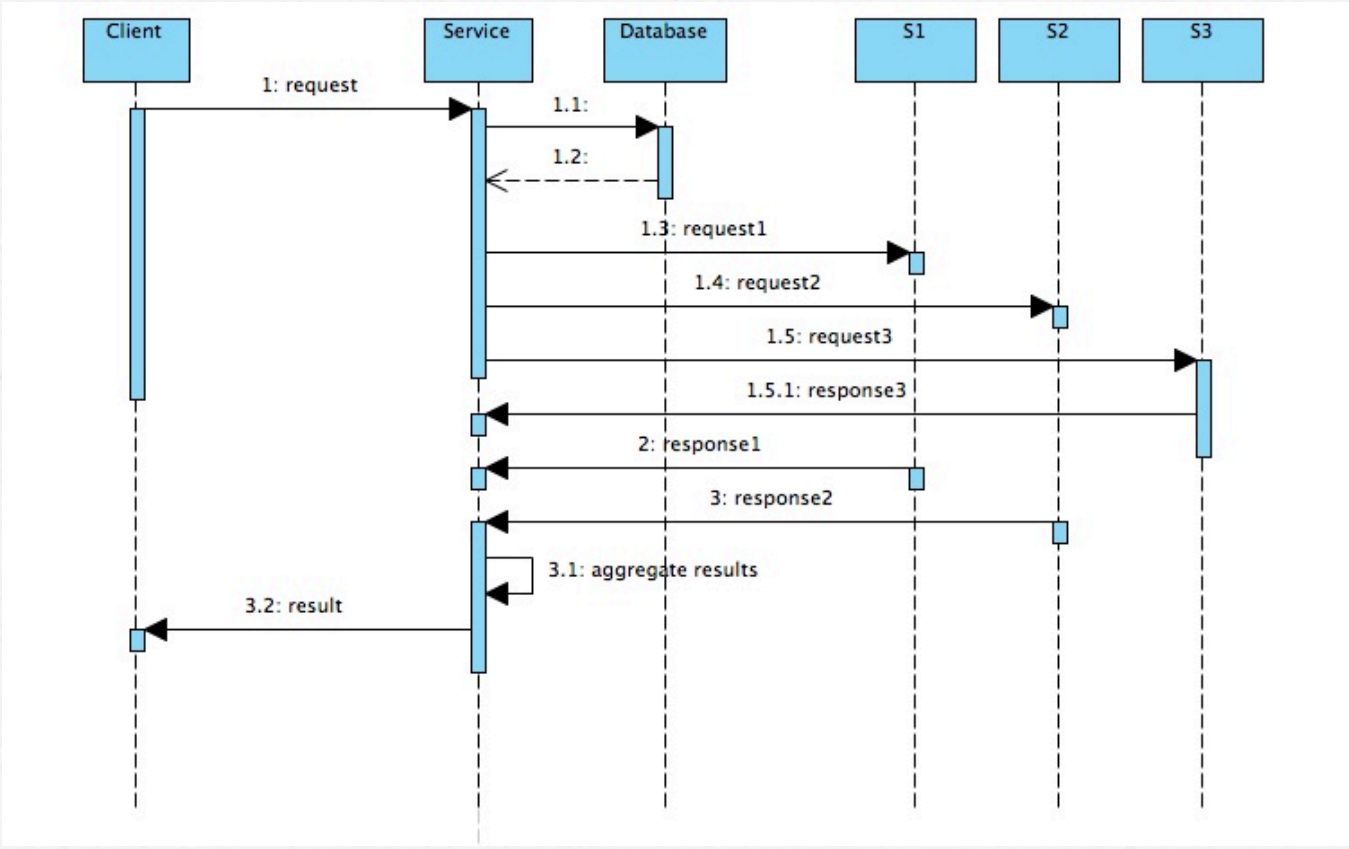


SCALA



Scala

AGGREGATOR EXAMPLE



AGGREGATOR - SCALA

```
@RequestMapping(Array("/aggregate-non-blocking-scala"))
def nonBlockingAggregator(...) maxMs: Int): DeferredResult[String] = {

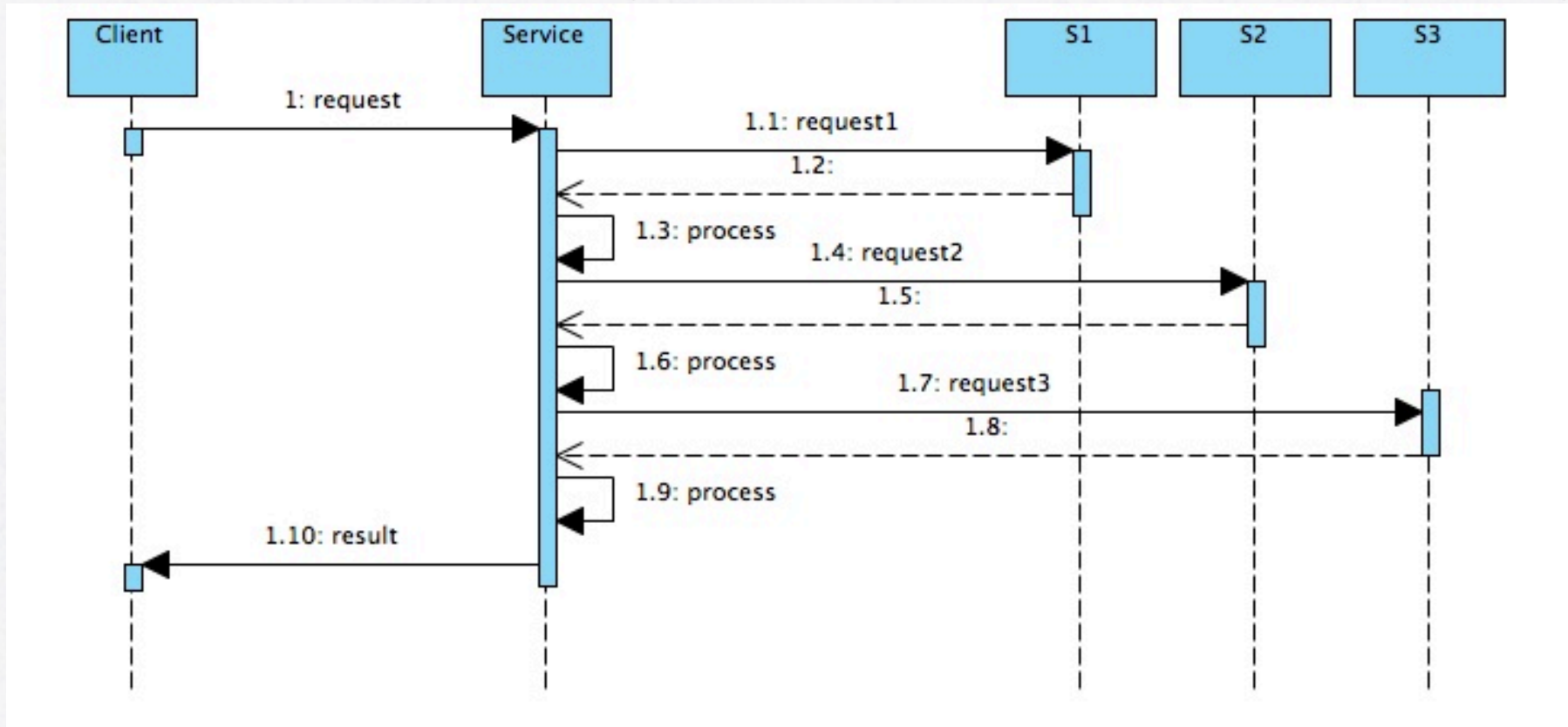
  val deferredResult = new DeferredResult[String]
  val urlsF: Future[List[String]] = doDbLookup(dbLookupMs, dbHits, minMs, maxMs)(ExecutionContext.fromExecutor(taskExecutor))

  val resultsF: Future[List[String]] = urlsF.flatMap { urls =>
    sequence(
      urls.map(url => asyncCall(url)) //List[Future[String]]
    )
  }

  resultsF.map(results => deferredResult.setResult(results.mkString("\n")))
  deferredResult
}

def asyncCall(url: String): Future[String] = AsyncHttpClientScala.get(url).map(response => response.getResponseBody)
```

ROUTING SLIP EXAMPLE



ROUTING SLIP - SCALA

```
@RequestMapping(Array("/routing-slip-non-blocking-scala"))
def nonBlockingRoutingSlip: DeferredResult[String] = {
  val deferredResult = new DeferredResult[String]()
  val result =
    for {
      r1 <- doAsyncCall(1)
      r2 <- doAsyncCall(2)
      r3 <- doAsyncCall(routeCall(r2))
      r4 <- doAsyncCall(5)
    } yield List(r1, r2, r3, r4)
  result.map(v => deferredResult.setResult(v.mkString("\n")))
  deferredResult
}

def doAsyncCall(num: Integer) = AsyncHttpClientScala.get(nonBlockingUrl(num)).map(r => r.getResponseBody)
```


PLAY FRAMEWORK



PLAY FRAMEWORK

- Developer friendly
- Stateless web tier
- Non-blocking I/O
- Build on Akka
- Real-time enabled
- Restful by default
- Websockets, Comet, EventSource

Linked **in**

GILT

K KLOUT

theguardian

ZapTravel

PLAY AGGREGATE

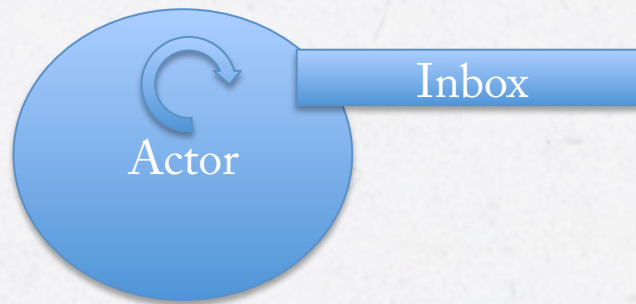
```
def aggregate(dbLookupMs: Int, dbHits: Int, minMs: Int, maxMs: Int) = Action.async {  
  val dbLookup = new DbLookup(dbLookupMs, dbHits)  
  
  val urlsF = Future{  
    dbLookup.lookupUrlsInDb(SP_NON_BLOCKING_URL, minMs, maxMs).asScala  
  }(Contexts.simpleDbLookups)  
  
  urlsF.flatMap { urls => // List[String]  
    sequence(  
      urls.map { url =>  
        WS.url(url).get().map(r => r.body) // List[Future[String]]  
      }  
    ).map(v => Ok(v.mkString("", "\n", "\n")))  
  }  
}
```

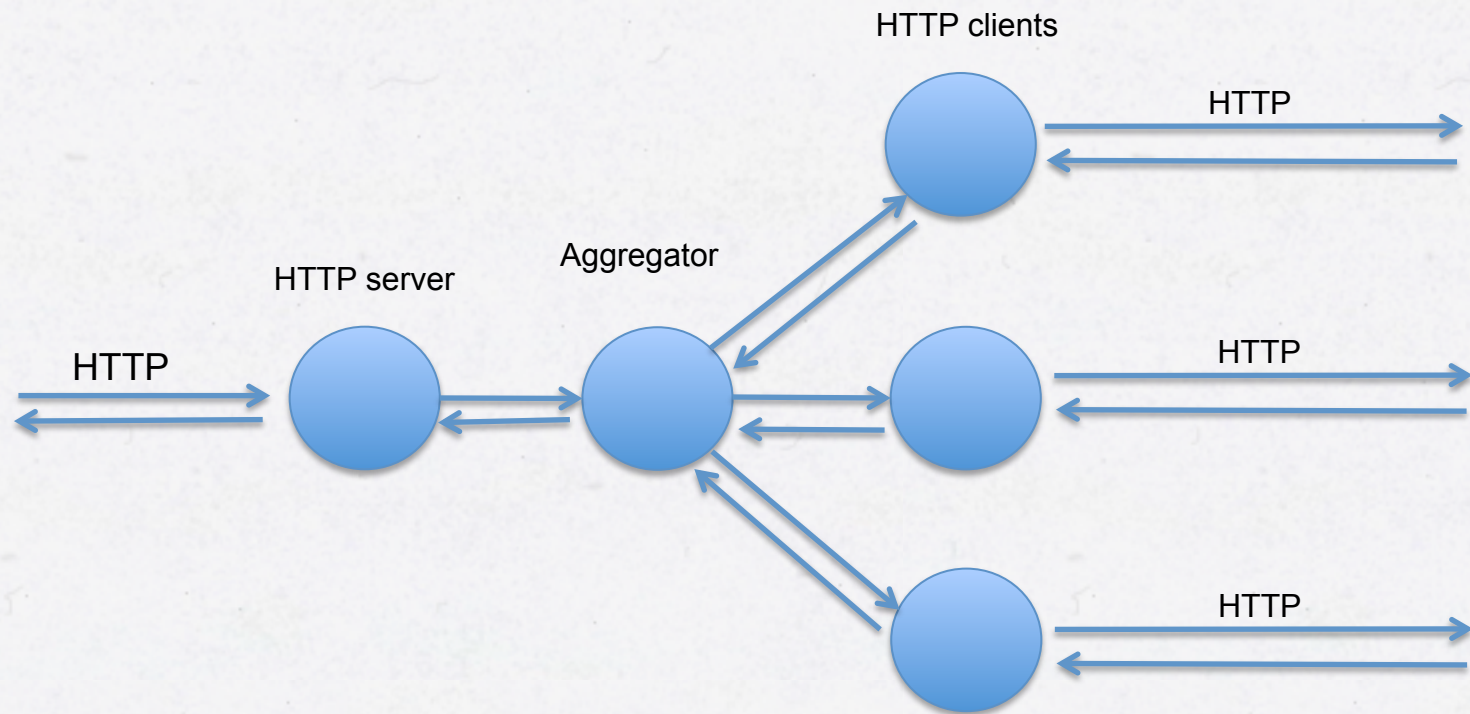
PLAY ROUTING SLIP

```
def routingSlip = Action.async {  
  
  def processResult(s: String) = true  
  
  def getUrl(processingStepNo: Int) = {  
    val sleeptimeMs = 100 * processingStepNo  
    s"$SP_NON_BLOCKING_URL?minMs=$sleeptimeMs&maxMs=$sleeptimeMs"  
  }  
  
  def doAsyncCall(num: Int) = WS.url(getUrl(num)).get().map(r => (r.body, processResult(r.body)))  
  
  val result =  
    for {  
      (r1, next) <- doAsyncCall(1)  
      (r2, next) <- doAsyncCall(2)  
      (r3, next) <- doAsyncCall(if (next) 4 else 3)  
      (r4, next) <- doAsyncCall(5)  
    } yield List(r1, r2, r3, r4)  
  
  result.map(v => Ok(v.mkString("", "\n", "\n")))  
}
```

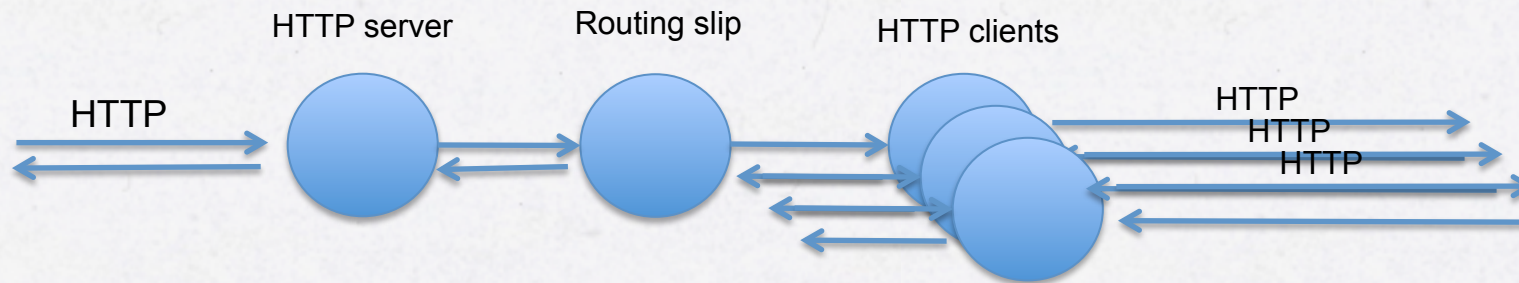
AKKA







AKKA ROUTING SLIP



Summary and next step

SUMMARY

- We have seen...
 - If you need scalability and resilience its time to say goodbye to Blocking I/O!
 - The callback model is simple to get started with
 - » ...but gets easily very complex...
 - Reactive and Functional programming to the rescue!
 - Makes it possible to program asynchronous logic in a sequential way
 - » Composable Futures is a key feature!
 - A lot of alternatives exists...
 - » We have looked at Java 8, RX Java and Scala/Akka (more exists...)
 - » What to choose?

| SUMMARY

- What to choose?
 - Start with simple cases and the *callback* model to warm up...
 - When you need it and are ready for *reactive* and *functional* programming:
 - » Choose Java 8 and Completable Futures if
 - ▶ You must/want to avoid 3rd party libraries
 - ▶ Watch out for the bloated API!
 - » Choose RX Java otherwise
 - ▶ Clean abstraction and API
 - ▶ Supports several languages (JS, .Net et al)
 - ▶ Runs on Java 7 (but you have to live without lambdas then ☺)
 - » If you are ready to switch language take a look at Scala...